

# 2015 Tri-County Steer Carcass Futurity Sire Profit Analysis


## Sire Progeny Averages - Table of Contents

|                                |                      |
|--------------------------------|----------------------|
| <b>Angus sires</b> .....       | <b>pages 2 - 9</b>   |
| <b>Red Angus sires</b> .....   | <b>pages 9 - 10</b>  |
| <b>Brangus sires</b> .....     | <b>pages 10</b>      |
| <b>Charolais sires</b> .....   | <b>pages 10</b>      |
| <b>Gelbvieh sires</b> .....    | <b>pages 10</b>      |
| <b>Hereford sires</b> .....    | <b>pages 11 - 12</b> |
| <b>Maine Anjou sires</b> ..... | <b>pages 12</b>      |
| <b>Simm-Angus sires</b> .....  | <b>pages 12</b>      |
| <b>Simmental sires</b> .....   | <b>pages 13</b>      |
| <b>Shorthorn sires</b> .....   | <b>pages 14</b>      |
| <b>Other Breed sires</b> ..... | <b>pages 14</b>      |



Financial support provided by  
Red Angus Association of America

Ranch Tested. Rancher Trusted.  
**Red Angus**



**TriCounty Steer Carcass  
Futurity Cooperative  
53020 Hitchcock Ave.  
Lewis, IA 51544  
Ph.: 712-769-2600  
Fax: 712-769-2610**

## 2015 Sire Profit Summary - Progeny Averages


| Sire Owner or Consignor                  | Sire Breed | Sire Name or ID Number       | No. Progeny | Max of Data Year2 | Adj Final Wt. | Ave. Disp. Score | Feed to Gain | Overall ADG | Hot Carcass Wt. | Dress % | Fat Cover | Ribeye Area | Yield Grade | % Low Choice or Better | % Upper 2/3 Choice or Better | Ind. Health Trts. | SPA Calf Value |
|--|------------|------------------------------|-------------|-------------------|---------------|------------------|--------------|-------------|-----------------|---------|-----------|-------------|-------------|------------------------|------------------------------|-------------------|----------------|
| <b>Angus Sires</b>                       |            |                              |             |                   |               |                  |              |             |                 |         |           |             |             |                        |                              |                   |                |
| Henke, Larry & Debra                     | ANAN       | HA Prestige 3712             | 5           | 2012              | 1297          | 1.72             | 6.81         | 3.72        | 805             | 62.0%   | 0.46      | 13.8        | 2.68        | 80.0%                  | 20.0%                        | \$1.70            | \$746.27       |
| Cox Farm - Mike Cox                      | ANAN       | D/D Next Design 4146         | 5           | 2011              | 1255          | 2.43             | 8.07         | 3.33        | 794             | 63.3%   | 0.51      | 12.3        | 3.25        | 100.0%                 | 20.0%                        | \$0.00            | \$932.55       |
| Carl Emmerich                            | ANAN       | Coon 143 Corona 807          | 7           | 2011              | 1242          | 2.01             | 5.96         | 3.63        | 777             | 62.5%   | 0.46      | 12.7        | 2.94        | 100.0%                 | 42.9%                        | \$0.00            | \$733.50       |
| Multiple Consignors                      | ANAN       | G A R Prophet                | 14          | 2014              | 1410          | 1.40             | 6.90         | 4.09        | 863             | 61.2%   | 0.59      | 13.5        | 3.43        | 100.0%                 | 64.3%                        | \$9.17            | \$897.32       |
| Baumann Family Farms Inc. - Greg Baumann | ANAN       | B/R Destination 727-928      | 18          | 2014              | 1204          | 1.78             | 7.00         | 3.23        | 748             | 62.2%   | 0.50      | 12.0        | 3.24        | 100.0%                 | 83.3%                        | \$8.24            | \$812.96       |
| Accelerated Genetics                     | ANAN       | Bricton Advancer 7137        | 12          | 2012              | 1153          | 1.69             | 7.65         | 3.28        | 706             | 61.2%   | 0.52      | 12.2        | 3.11        | 91.7%                  | 75.0%                        | \$0.00            | \$806.81       |
| Dunphy, Tim                              | ANAN       | Ironwood Alliance 6402 0367  | 6           | 2012              | 1204          | 1.43             | 7.83         | 3.40        | 752             | 62.5%   | 0.49      | 11.8        | 3.34        | 66.7%                  | 16.7%                        | \$0.00            | \$774.22       |
| John D. Ruddle                           | ANAN       | Glenfield Foresight 2037     | 12          | 2014              | 1313          | 2.11             | 7.35         | 3.53        | 827             | 63.0%   | 0.50      | 13.0        | 3.16        | 100.0%                 | 0.0%                         | \$16.81           | \$917.40       |
| Rayl, Evan                               | ANAN       | R A F Black Canyon 079       | 6           | 2012              | 1288          | 1.00             | 6.75         | 3.69        | 799             | 62.0%   | 0.54      | 12.5        | 3.42        | 66.7%                  | 16.7%                        | \$0.00            | \$814.58       |
| Abraham Baldwin AG College Beef Herd     | ANAN       | Southern Midland 3805        | 6           | 2011              | 1237          | 1.19             | 7.55         | 3.63        | 754             | 61.0%   | 0.49      | 12.5        | 3.11        | 100.0%                 | 50.0%                        | \$0.00            | \$838.79       |
| NW GA Res & Ed Ctr                       | ANAN       | GAR-EGL Protege              | 6           | 2011              | 1219          | 1.39             | 7.10         | 3.52        | 735             | 60.3%   | 0.53      | 11.8        | 3.34        | 100.0%                 | 66.7%                        | \$0.00            | \$846.86       |
| Multiple Consignors                      | ANAN       | Gardens Wave                 | 10          | 2011              | 1218          | 2.37             | 6.48         | 3.57        | 756             | 62.1%   | 0.60      | 12.5        | 3.36        | 100.0%                 | 60.0%                        | \$8.55            | \$765.42       |
| Buckles Farms - Jason & Bill Buckles     | ANAN       | PRF Celt 912                 | 41          | 2013              | 1271          | 1.40             | 6.63         | 3.81        | 795             | 62.5%   | 0.53      | 13.0        | 3.18        | 85.4%                  | 22.0%                        | \$6.78            | \$796.25       |
| Tri Tower Farms - Roger & Cale Jones     | ANAN       | Woodland Destination 743     | 24          | 2012              | 1231          | 1.90             | 6.20         | 3.49        | 766             | 62.2%   | 0.48      | 13.0        | 2.96        | 83.3%                  | 0.0%                         | \$0.00            | \$743.85       |
| Multiple Consignors                      | ANAN       | RAB-EGL Blue Moon 4407M      | 11          | 2011              | 1202          | 1.89             | 6.98         | 3.25        | 745             | 62.0%   | 0.49      | 12.4        | 3.06        | 90.9%                  | 27.3%                        | \$2.45            | \$783.19       |
| Stonegate Farm - Bob Neligan             | ANAN       | G A R Hill 5050 T1134        | 5           | 2014              | 1318          | 1.60             | 6.77         | 3.60        | 814             | 61.8%   | 0.41      | 13.9        | 2.62        | 80.0%                  | 40.0%                        | \$0.00            | \$867.43       |
| Multiple Consignors                      | ANAN       | B P F Special Focus 504      | 13          | 2014              | 1196          | 2.10             | 6.71         | 3.40        | 742             | 62.1%   | 0.52      | 12.8        | 3.03        | 92.3%                  | 38.5%                        | \$2.97            | \$757.45       |
| Kleeman Farms                            | ANAN       | 4G REGULATOR                 | 16          | 2011              | 1260          | 1.87             | 6.38         | 4.17        | 770             | 61.1%   | 0.51      | 12.7        | 3.14        | 100.0%                 | 75.0%                        | \$0.16            | \$795.17       |
| Eggerman, Gerald                         | ANAN       | G P N Net Present Value 9N12 | 5           | 2013              | 1282          | 1.33             | 6.22         | 3.80        | 795             | 62.0%   | 0.53      | 12.6        | 3.27        | 100.0%                 | 60.0%                        | \$22.17           | \$764.90       |
| Smalley Cattle Co - Robert Smalley       | ANAN       | S C C 1610 of AB28 1106      | 16          | 2014              | 1336          | 1.72             | 7.01         | 3.69        | 826             | 61.8%   | 0.46      | 13.0        | 3.12        | 81.3%                  | 25.0%                        | \$37.49           | \$849.52       |
| Mass Farms - Nathan Mass                 | ANAN       | Plainview Lutton E102        | 12          | 2011              | 1178          | 1.78             | 6.27         | 3.29        | 729             | 61.9%   | 0.50      | 12.6        | 2.94        | 91.7%                  | 25.0%                        | \$5.28            | \$723.74       |
| Abraham Baldwin AG College Beef Herd     | ANAN       | Southern Mid South 3664      | 5           | 2011              | 1266          | 1.27             | 7.10         | 3.52        | 777             | 61.4%   | 0.46      | 14.0        | 2.56        | 80.0%                  | 0.0%                         | \$0.00            | \$909.45       |
| Jay B. Kerr                              | ANAN       | Blades LTD 4026              | 7           | 2011              | 1216          | 2.07             | 6.79         | 3.25        | 754             | 62.1%   | 0.51      | 11.8        | 3.28        | 85.7%                  | 42.9%                        | \$7.56            | \$800.56       |
| Werner Angus                             | ANAN       | Werner War Party 2417        | 7           | 2013              | 1329          | 1.14             | 6.01         | 3.92        | 835             | 62.7%   | 0.51      | 14.1        | 2.81        | 57.1%                  | 14.3%                        | \$10.26           | \$826.11       |
| Tri Tower Farms - Roger & Cale Jones     | ANAN       | Woodland Destination 747     | 10          | 2011              | 1216          | 1.75             | 7.58         | 3.24        | 745             | 61.3%   | 0.50      | 12.1        | 3.14        | 90.0%                  | 30.0%                        | \$0.00            | \$937.62       |
| Neil & Ann Crisp                         | ANAN       | YON Future Direction R239    | 33          | 2011              | 1316          | 2.13             | 6.97         | 3.72        | 794             | 60.3%   | 0.55      | 13.1        | 3.19        | 81.8%                  | 18.2%                        | \$3.34            | \$881.59       |
| William R. Thomson & Family              | ANAN       | Sarratts Final Answer 1335   | 6           | 2014              | 1250          | 2.32             | 7.76         | 3.07        | 776             | 62.0%   | 0.64      | 13.0        | 3.45        | 100.0%                 | 50.0%                        | \$0.00            | \$763.66       |
| NW GA Res & Ed Ctr                       | ANAN       | Emilan Special Agent 007     | 16          | 2014              | 1181          | 1.51             | 6.69         | 3.64        | 735             | 62.1%   | 0.52      | 12.1        | 3.20        | 100.0%                 | 43.8%                        | \$12.66           | \$747.86       |
| Jon Groves                               | ANAN       | DD 910 K205                  | 10          | 2014              | 1259          | 1.53             | 6.15         | 3.48        | 783             | 62.2%   | 0.55      | 13.0        | 3.18        | 90.0%                  | 0.0%                         | \$7.75            | \$765.35       |
| Multiple Consignors                      | ANAN       | Connealy Lead On             | 23          | 2014              | 1250          | 1.49             | 6.59         | 3.49        | 768             | 61.4%   | 0.43      | 13.1        | 2.73        | 95.7%                  | 39.1%                        | \$3.10            | \$823.67       |
| NW GA Res & Ed Ctr                       | ANAN       | IAF Rito by Frontier 4835    | 65          | 2011              | 1164          | 1.97             | 6.98         | 3.32        | 723             | 62.1%   | 0.52      | 12.1        | 3.11        | 93.8%                  | 46.2%                        | \$2.62            | \$814.47       |
| UT Plateau Research Center               | ANAN       | HORIZON                      | 12          | 2014              | 1299          | 1.78             | 6.96         | 3.74        | 797             | 61.3%   | 0.53      | 13.6        | 2.94        | 100.0%                 | 50.0%                        | \$17.90           | \$861.77       |
| NW GA Res & Ed Ctr                       | ANAN       | Lemmon Bushwacker P180       | 35          | 2011              | 1262          | 1.45             | 7.27         | 3.21        | 766             | 60.7%   | 0.47      | 12.4        | 3.10        | 85.3%                  | 26.5%                        | \$11.56           | \$858.66       |
| Multiple Consignors                      | ANAN       | G A R New Design 5050        | 32          | 2014              | 1269          | 1.37             | 6.44         | 3.65        | 787             | 62.1%   | 0.47      | 13.5        | 2.77        | 87.5%                  | 18.8%                        | \$14.18           | \$818.83       |
| Smalley Cattle Co                        | ANAN       | S C C 1810 of 4X13 522       | 9           | 2014              | 1198          | 1.66             | 7.48         | 3.20        | 741             | 61.9%   | 0.44      | 12.7        | 2.85        | 88.9%                  | 11.1%                        | \$19.50           | \$831.30       |
| Multiple Consignors                      | ANAN       | MCC Daybreak                 | 40          | 2011              | 1227          | 1.66             | 6.01         | 3.70        | 746             | 60.8%   | 0.52      | 12.7        | 3.07        | 100.0%                 | 40.0%                        | \$4.15            | \$721.88       |
| NW GA Res & Ed Ctr                       | ANAN       | RAF Boulder L63              | 6           | 2014              | 1169          | 1.47             | 6.89         | 3.60        | 728             | 62.3%   | 0.58      | 12.2        | 3.25        | 100.0%                 | 50.0%                        | \$0.00            | \$769.37       |
| Dreher Angus                             | ANAN       | B A Full Time 019            | 5           | 2012              | 1146          | 1.52             | 6.11         | 3.49        | 705             | 61.4%   | 0.44      | 12.6        | 2.79        | 100.0%                 | 40.0%                        | \$20.98           | \$723.92       |
| Multiple Consignors                      | ANAN       | Basin Franchise P142         | 8           | 2011              | 1167          | 1.42             | 6.55         | 3.29        | 733             | 62.8%   | 0.50      | 11.9        | 3.22        | 87.5%                  | 37.5%                        | \$0.00            | \$756.43       |
| Multiple Consignors                      | ANAN       | Gardens Prime Star           | 6           | 2011              | 1280          | 1.89             | 6.92         | 3.78        | 794             | 62.1%   | 0.63      | 12.8        | 3.51        | 83.3%                  | 16.7%                        | \$1.13            | \$856.18       |
| Multiple Consignors                      | ANAN       | A A R Ten X 7008 S A         | 9           | 2014              | 1289          | 1.66             | 6.42         | 3.73        | 796             | 61.7%   | 0.44      | 12.9        | 2.96        | 88.9%                  | 22.2%                        | \$17.90           | \$798.51       |
| Randy Dreher                             | ANAN       | Boyd New Day 8005            | 5           | 2011              | 1223          | 1.30             | 6.91         | 3.53        | 753             | 61.7%   | 0.54      | 12.2        | 3.26        | 100.0%                 | 60.0%                        | \$0.00            | \$787.26       |
| Brian Hunt                               | ANAN       | SydGen Journey 6344          | 35          | 2011              | 1161          | 2.37             | 7.41         | 3.40        | 710             | 61.1%   | 0.47      | 12.1        | 2.94        | 97.1%                  | 40.0%                        | \$0.84            | \$831.11       |
| 2 Justin Swindler                        | ANAN       | ONeills Expedition 398       | 16          | 2011              | 1318          | 1.54             | 6.05         | 3.94        | 804             | 61.0%   | 0.48      | 13.1        | 3.00        | 62.5%                  | 12.5%                        | \$12.68           | \$793.54       |



**TriCounty Steer Carcass  
Futurity Cooperative  
53020 Hitchcock Ave.  
Lewis, IA 51544  
Ph.: 712-769-2600  
Fax: 712-769-2610**

## 2015 Sire Profit Summary - Progeny Averages


| Sire Owner or Consignor                     | Sire Breed | Sire Name or ID Number       | No. Progeny | Max of Data Year2 | Adj Final Wt. | Ave. Disp. Score | Feed to Gain | Overall ADG | Hot Carcass Wt. | Dress % | Fat Cover | Ribeye Area | Yield Grade | % Low Choice or Better | % Upper 2/3 Choice or Better | Ind. Health Trts. | SPA Calf Value |
|---|------------|------------------------------|-------------|-------------------|---------------|------------------|--------------|-------------|-----------------|---------|-----------|-------------|-------------|------------------------|------------------------------|-------------------|----------------|
| UGA Southern Piedmont                       | ANAN       | Partisover Traveler 004-913  | 8           | 2011              | 1271          | 1.89             | 6.26         | 3.57        | 773             | 60.8%   | 0.58      | 12.0        | 3.62        | 100.0%                 | 25.0%                        | \$5.38            | \$711.72       |
| Jay Price                                   | ANAN       | OAK Hollow 0559 of 1528 0038 | 10          | 2011              | 1239          | 2.06             | 5.94         | 3.46        | 768             | 62.0%   | 0.50      | 12.5        | 3.09        | 80.0%                  | 30.0%                        | \$12.48           | \$757.75       |
| NW GA Res & Ed Ctr                          | ANAN       | Meldons Matrix 168           | 14          | 2011              | 1136          | 1.51             | 7.13         | 3.05        | 706             | 62.2%   | 0.53      | 12.0        | 3.15        | 100.0%                 | 57.1%                        | \$1.46            | \$798.59       |
| Harris Livestock LLC                        | ANAN       | Perry Power Design 715       | 6           | 2011              | 1250          | 1.22             | 6.02         | 3.70        | 766             | 61.3%   | 0.52      | 12.5        | 3.18        | 100.0%                 | 33.3%                        | \$0.00            | \$780.42       |
| Wayne Busch                                 | ANAN       | TCR Midland 553              | 18          | 2011              | 1200          | 1.91             | 6.41         | 3.45        | 743             | 61.9%   | 0.49      | 12.1        | 3.11        | 72.2%                  | 11.1%                        | \$1.93            | \$776.70       |
| Schaffs Angus Valley                        | ANAN       | S A V 004 Density 4336       | 13          | 2013              | 1298          | 1.57             | 7.86         | 3.45        | 805             | 62.0%   | 0.50      | 13.2        | 3.05        | 61.5%                  | 7.7%                         | \$0.00            | \$894.72       |
| Multiple Consignors                         | ANAN       | G A R Predestined            | 254         | 2014              | 1222          | 1.83             | 6.70         | 3.54        | 753             | 61.7%   | 0.52      | 12.7        | 3.06        | 92.1%                  | 44.1%                        | \$6.12            | \$820.99       |
| Multiple Consignors                         | ANAN       | Rito Revenue 5M2 of 2536 Pre | 14          | 2014              | 1141          | 1.73             | 6.92         | 3.28        | 710             | 62.2%   | 0.60      | 11.8        | 3.37        | 100.0%                 | 64.3%                        | \$5.56            | \$803.75       |
| Pauling, Jon                                | ANAN       | Connealy Hemisphere 957L     | 5           | 2013              | 1332          | 1.47             | 5.74         | 4.23        | 814             | 61.1%   | 0.52      | 13.5        | 3.00        | 100.0%                 | 40.0%                        | \$15.16           | \$844.78       |
| Champion Hill                               | ANAN       | S A V Prosperity 9131        | 12          | 2014              | 1342          | 1.61             | 6.30         | 3.83        | 834             | 62.2%   | 0.48      | 13.2        | 3.08        | 83.3%                  | 16.7%                        | \$22.66           | \$879.03       |
| Bratton Farms                               | ANAN       | Whites 732-0T26-517          | 12          | 2014              | 1312          | 1.96             | 6.19         | 4.14        | 809             | 61.6%   | 0.50      | 13.8        | 2.89        | 66.7%                  | 25.0%                        | \$8.69            | \$818.19       |
| Kenagy & Co - Karl Kenagy                   | ANAN       | Galaxy Traveler 004 316      | 10          | 2011              | 1246          | 1.30             | 6.73         | 3.11        | 804             | 61.4%   | 0.42      | 12.8        | 2.91        | 67.5%                  | 0.0%                         | \$8.56            | \$804.54       |
| Multiple Consignors                         | ANAN       | B/R New Design 323-9150      | 39          | 2011              | 1178          | 1.68             | 6.93         | 3.24        | 723             | 61.4%   | 0.50      | 12.3        | 3.00        | 89.7%                  | 33.3%                        | \$4.24            | \$778.96       |
| Multiple Consignors                         | ANAN       | G A R Grid Maker             | 68          | 2011              | 1223          | 1.56             | 6.75         | 3.43        | 753             | 61.6%   | 0.45      | 13.2        | 2.72        | 76.5%                  | 13.2%                        | \$3.29            | \$808.73       |
| Cox Farm - Mike Cox                         | ANAN       | G V F Forefront 5216         | 7           | 2011              | 1187          | 2.38             | 7.09         | 3.82        | 737             | 62.1%   | 0.48      | 12.1        | 3.09        | 42.9%                  | 0.0%                         | \$7.24            | \$812.16       |
| Multiple Consignors                         | ANAN       | Rito 112 of 2536 Rito 616    | 10          | 2011              | 1270          | 1.84             | 6.48         | 3.73        | 771             | 60.8%   | 0.46      | 13.1        | 2.86        | 80.0%                  | 30.0%                        | \$14.40           | \$805.66       |
| Wayne Busch                                 | ANAN       | BAR Traveler 004 6112        | 5           | 2011              | 1217          | 1.50             | 7.03         | 3.31        | 758             | 62.4%   | 0.62      | 12.2        | 3.55        | 60.0%                  | 0.0%                         | \$0.00            | \$822.27       |
| Todd Dunphy                                 | ANAN       | Ironwood New Day 8221 6334   | 19          | 2012              | 1181          | 1.88             | 5.99         | 3.46        | 722             | 61.2%   | 0.43      | 12.7        | 2.68        | 52.6%                  | 5.3%                         | \$4.58            | \$732.04       |
| Ben Hays - Hays Farm                        | ANAN       | Perrys Expectation C14       | 15          | 2011              | 1232          | 1.86             | 6.08         | 3.73        | 760             | 61.6%   | 0.46      | 12.7        | 2.94        | 80.0%                  | 26.7%                        | \$37.91           | \$772.85       |
| NW GA Res & Ed Ctr                          | ANAN       | Ideal 7451 of 8103 4465      | 5           | 2011              | 1203          | 1.60             | 6.95         | 3.29        | 731             | 60.8%   | 0.49      | 12.0        | 3.14        | 100.0%                 | 20.0%                        | \$4.60            | \$823.76       |
| Multiple Consignors                         | ANAN       | TC Total 410                 | 18          | 2011              | 1272          | 1.50             | 6.76         | 3.64        | 768             | 60.3%   | 0.45      | 12.7        | 2.86        | 88.9%                  | 16.7%                        | \$6.22            | \$851.62       |
| Hunt, Brian Lee                             | ANAN       | Low Gap Predestined 0954     | 9           | 2013              | 1245          | 1.99             | 6.93         | 4.26        | 762             | 61.2%   | 0.44      | 12.9        | 2.80        | 66.7%                  | 11.1%                        | \$0.00            | \$857.63       |
| Multiple Consignors                         | ANAN       | PA Power Tool 9108           | 5           | 2014              | 1281          | 1.18             | 6.05         | 3.78        | 792             | 61.8%   | 0.61      | 13.6        | 3.14        | 80.0%                  | 40.0%                        | \$19.22           | \$774.74       |
| Spring Hollow Farms - James B. Gregory, Jr. | ANAN       | K C F Bennett Pinnacle R15   | 6           | 2011              | 1291          | 1.75             | 7.60         | 3.01        | 784             | 60.6%   | 0.46      | 12.9        | 2.93        | 66.7%                  | 0.0%                         | \$26.61           | \$924.23       |
| David Loutzenhiser                          | ANAN       | AnT Canon                    | 31          | 2011              | 1159          | 1.87             | 6.86         | 3.15        | 710             | 61.3%   | 0.45      | 12.0        | 2.94        | 80.6%                  | 25.8%                        | \$3.66            | \$739.71       |
| Justin Swindler                             | ANAN       | SF Precision W7              | 7           | 2011              | 1301          | 1.64             | 6.76         | 3.75        | 803             | 61.7%   | 0.58      | 12.7        | 3.38        | 57.1%                  | 14.3%                        | \$0.00            | \$769.16       |
| Brian Hunt                                  | ANAN       | Low Gap Royal 0716           | 42          | 2011              | 1167          | 2.12             | 7.53         | 3.27        | 716             | 61.4%   | 0.45      | 12.2        | 2.89        | 100.0%                 | 31.0%                        | \$1.49            | \$843.14       |
| NW GA Res & Ed Ctr                          | ANAN       | R P Bushwacker 3 944         | 9           | 2011              | 1194          | 1.50             | 6.68         | 3.45        | 725             | 60.7%   | 0.46      | 12.8        | 2.80        | 100.0%                 | 33.3%                        | \$4.35            | \$809.36       |
| Multiple Consignors                         | ANAN       | B A R Ext Traveler 205       | 32          | 2011              | 1219          | 1.47             | 6.79         | 3.43        | 752             | 61.7%   | 0.48      | 12.4        | 3.00        | 93.8%                  | 34.4%                        | \$0.00            | \$805.72       |
| Jindra, Nick                                | ANAN       | Jindra Headline              | 16          | 2012              | 1127          | 2.08             | 7.45         | 3.25        | 703             | 62.4%   | 0.61      | 11.6        | 3.45        | 87.5%                  | 18.8%                        | \$2.93            | \$731.37       |
| Brian Hunt                                  | ANAN       | G A R Precision 9931         | 131         | 2011              | 1179          | 2.02             | 6.72         | 3.44        | 732             | 62.1%   | 0.47      | 12.3        | 2.99        | 87.8%                  | 37.4%                        | \$2.18            | \$784.76       |
| Davis Angus Farm - Archie Davis             | ANAN       | C R A Bextor 872 5205 608    | 19          | 2011              | 1260          | 1.67             | 6.42         | 3.58        | 761             | 60.4%   | 0.44      | 13.2        | 2.68        | 84.2%                  | 42.1%                        | \$1.64            | \$841.69       |
| Multiple Consignors                         | ANAN       | G A R US Premium Beef        | 32          | 2011              | 1213          | 1.74             | 6.86         | 3.40        | 748             | 61.7%   | 0.49      | 12.6        | 2.95        | 78.1%                  | 18.8%                        | \$4.08            | \$803.07       |
| Multiple Consignors                         | ANAN       | Woodhill Foresight           | 38          | 2014              | 1214          | 1.82             | 7.31         | 3.17        | 750             | 61.8%   | 0.46      | 12.4        | 2.95        | 89.5%                  | 23.7%                        | \$4.16            | \$831.76       |
| Ed Wiederstein                              | ANAN       | SydGen Justice 0008          | 9           | 2014              | 1241          | 1.48             | 6.82         | 3.28        | 780             | 62.7%   | 0.59      | 12.2        | 3.57        | 88.9%                  | 55.6%                        | \$22.72           | \$804.97       |
| T K Angus                                   | ANAN       | SydGen Mandate 6079          | 8           | 2013              | 1182          | 1.85             | 6.08         | 3.74        | 715             | 60.5%   | 0.48      | 12.2        | 3.02        | 100.0%                 | 25.0%                        | \$10.47           | \$728.86       |
| Jack Sharkey Farms                          | ANAN       | Sharkey Georges Saga 19      | 6           | 2011              | 1240          | 1.90             | 6.16         | 3.77        | 765             | 61.7%   | 0.54      | 12.5        | 3.27        | 83.3%                  | 16.7%                        | \$0.00            | \$710.26       |
| UGA Southern Piedmont                       | ANAN       | Sinclair Open Range 2Q23     | 8           | 2011              | 1190          | 1.40             | 6.60         | 3.45        | 734             | 61.7%   | 0.63      | 12.1        | 3.50        | 100.0%                 | 12.5%                        | \$0.00            | \$762.57       |
| Abraham Baldwin AG College Beef Herd        | ANAN       | Kensington Impression 2165   | 8           | 2014              | 1271          | 1.66             | 6.95         | 3.29        | 795             | 62.6%   | 0.54      | 13.2        | 3.12        | 100.0%                 | 25.0%                        | \$39.81           | \$785.86       |
| McDonald Farms - William McDonald           | ANAN       | MF Frieght Time 0554         | 6           | 2011              | 1068          | 1.78             | 6.75         | 3.21        | 666             | 62.3%   | 0.53      | 11.9        | 2.94        | 83.3%                  | 16.7%                        | \$13.62           | \$746.03       |
| Rocky Hills Cattle Co                       | ANAN       | C R R Ankony Flora L365      | 25          | 2012              | 1170          | 1.98             | 5.91         | 3.46        | 722             | 61.7%   | 0.47      | 12.4        | 2.92        | 88.0%                  | 48.0%                        | \$2.21            | \$782.16       |
| Todd Dunphy                                 | ANAN       | Werner Bando 7               | 9           | 2012              | 1139          | 1.72             | 6.33         | 3.26        | 686             | 60.2%   | 0.41      | 12.4        | 2.59        | 77.8%                  | 11.1%                        | \$1.72            | \$750.83       |
| NW GA Res & Ed Ctr                          | ANAN       | Double M 2V1 of 1407         | 23          | 2011              | 1116          | 1.91             | 6.64         | 3.20        | 690             | 61.7%   | 0.50      | 11.8        | 3.06        | 100.0%                 | 30.4%                        | \$1.30            | \$783.98       |
| Multiple Consignors                         | ANAN       | SydGen Trust 6228            | 8           | 2014              | 1180          | 1.93             | 6.04         | 3.38        | 725             | 61.4%   | 0.48      | 12.7        | 2.88        | 100.0%                 | 37.5%                        | \$9.14            | \$715.26       |
| 3 Jon Groves                                | ANAN       | Ironwood Revenue 7364 1339   | 14          | 2014              | 1222          | 1.58             | 6.21         | 3.48        | 764             | 62.5%   | 0.59      | 12.6        | 3.35        | 92.9%                  | 21.4%                        | \$3.08            | \$744.57       |



**TriCounty Steer Carcass  
Futurity Cooperative  
53020 Hitchcock Ave.  
Lewis, IA 51544  
Ph.: 712-769-2600  
Fax: 712-769-2610**

## 2015 Sire Profit Summary - Progeny Averages

| Sire Owner or Consignor              | Sire Breed | Sire Name or ID Number       | No. Progeny | Max of Data Year2 | Adj Final Wt. | Ave. Disp. Score | Feed to Gain | Overall ADG | Hot Carcass Wt. | Dress % | Fat Cover | Ribeye Area | Yield Grade | % Low Choice or Better | % Upper 2/3 Choice or Better | Ind. Health Trts. | SPA Calf Value |
|--------------------------------------|------------|------------------------------|-------------|-------------------|---------------|------------------|--------------|-------------|-----------------|---------|-----------|-------------|-------------|------------------------|------------------------------|-------------------|----------------|
| Wayne Busch                          | ANAN       | BAR Focus 6087               | 9           | 2011              | 1187          | 1.59             | 6.46         | 3.54        | 728             | 61.4%   | 0.55      | 12.0        | 3.24        | 77.8%                  | 11.1%                        | \$0.00            | \$766.56       |
| Wayne Busch                          | ANAN       | ACF Upward 0017              | 43          | 2014              | 1218          | 1.87             | 6.55         | 3.78        | 749             | 61.5%   | 0.53      | 12.2        | 3.23        | 74.4%                  | 0.0%                         | \$12.09           | \$813.77       |
| Harris Livestock, LLC                | ANAN       | Bricton Final Answer 0257    | 6           | 2014              | 1219          | 1.63             | 6.99         | 3.28        | 754             | 61.8%   | 0.51      | 12.0        | 3.29        | 100.0%                 | 66.7%                        | \$19.32           | \$777.57       |
| Connealy Angus Ranch                 | ANAN       | Connealy Answer 71           | 5           | 2013              | 1282          | 1.67             | 6.34         | 3.99        | 795             | 62.0%   | 0.67      | 12.5        | 3.70        | 100.0%                 | 20.0%                        | \$7.59            | \$842.69       |
| Emrick, Douglas A or Mary F          | ANAN       | Rolling W High Prime 465     | 9           | 2013              | 1105          | 1.57             | 6.25         | 3.36        | 686             | 62.1%   | 0.52      | 12.0        | 3.02        | 100.0%                 | 55.6%                        | \$10.58           | \$698.67       |
| Multiple Consignors                  | ANAN       | G A R Expectation 4915       | 99          | 2011              | 1226          | 1.52             | 6.67         | 3.54        | 755             | 61.6%   | 0.44      | 12.6        | 2.93        | 84.8%                  | 27.3%                        | \$2.33            | \$792.04       |
| Multiple Consignors                  | ANAN       | WAR Alliance 9126 6006       | 25          | 2011              | 1234          | 1.67             | 7.29         | 3.39        | 756             | 61.3%   | 0.47      | 12.2        | 3.08        | 88.0%                  | 24.0%                        | \$7.49            | \$866.24       |
| UT Plateau Research Center           | ANAN       | BAROMETER                    | 7           | 2013              | 1345          | 1.80             | 6.13         | 4.19        | 832             | 61.8%   | 0.51      | 12.9        | 3.30        | 85.7%                  | 57.1%                        | \$25.79           | \$834.30       |
| Brian Hunt                           | ANAN       | Bon View New Design 1407     | 34          | 2014              | 1194          | 1.69             | 6.53         | 3.40        | 723             | 60.5%   | 0.52      | 12.3        | 3.07        | 94.1%                  | 55.9%                        | \$6.56            | \$781.60       |
| Multiple Consignors                  | ANAN       | SF Turtlerock RFI W124       | 27          | 2014              | 1153          | 1.83             | 6.13         | 3.65        | 710             | 61.6%   | 0.49      | 12.6        | 2.85        | 96.3%                  | 48.1%                        | \$6.53            | \$721.93       |
| David Loutzenhiser                   | ANAN       | R M P Total 2038 08          | 42          | 2014              | 1155          | 1.58             | 6.30         | 3.00        | 710             | 61.5%   | 0.44      | 12.2        | 2.87        | 88.1%                  | 16.7%                        | \$6.26            | \$727.68       |
| Brock Farm - Gary R. Brock           | ANAN       | SydGen C C & 7               | 17          | 2014              | 1240          | 1.79             | 6.38         | 3.60        | 770             | 62.1%   | 0.48      | 12.6        | 3.08        | 70.6%                  | 11.8%                        | \$23.65           | \$824.47       |
| Charles Ryherd                       | ANAN       | Pebblebrook Frontier 3502    | 13          | 2011              | 1205          | 1.81             | 6.45         | 3.42        | 742             | 61.6%   | 0.35      | 12.7        | 2.55        | 76.9%                  | 23.1%                        | \$0.00            | \$791.90       |
| Wayne Wagner                         | ANAN       | Schurr 77 X723 6001          | 14          | 2012              | 1297          | 1.43             | 6.50         | 4.16        | 802             | 61.8%   | 0.55      | 12.6        | 3.38        | 71.4%                  | 21.4%                        | \$8.41            | \$894.92       |
| Multiple Consignors                  | ANAN       | B/R New Frontier 095         | 44          | 2011              | 1235          | 1.69             | 6.80         | 3.58        | 756             | 61.2%   | 0.47      | 12.3        | 3.03        | 88.6%                  | 22.7%                        | \$1.40            | \$848.83       |
| Stonegate Farm - Bob Neligan         | ANAN       | SBP Future Direction 5071    | 49          | 2011              | 1228          | 1.76             | 6.15         | 3.72        | 754             | 61.4%   | 0.53      | 12.5        | 3.15        | 61.2%                  | 4.1%                         | \$7.24            | \$807.33       |
| Multiple Consignors                  | ANAN       | Mytty In Focus               | 201         | 2015              | 1212          | 1.62             | 7.08         | 3.40        | 743             | 61.3%   | 0.51      | 12.2        | 3.14        | 87.1%                  | 29.9%                        | \$3.88            | \$841.28       |
| Shaw Farm - Shaw Abney               | ANAN       | YON New Design M210          | 63          | 2011              | 1188          | 2.23             | 7.01         | 3.01        | 736             | 62.0%   | 0.44      | 12.5        | 2.82        | 73.0%                  | 14.3%                        | \$4.45            | \$824.92       |
| Abraham Baldwin AG College Beef Herd | ANAN       | Lemmon CF Mile High 1629     | 12          | 2011              | 1291          | 1.63             | 6.21         | 3.90        | 795             | 61.5%   | 0.60      | 12.6        | 3.47        | 75.0%                  | 16.7%                        | \$33.00           | \$747.83       |
| D M Pitts                            | ANAN       | GDAR Game Day 449            | 17          | 2012              | 1273          | 1.44             | 6.52         | 4.12        | 785             | 61.7%   | 0.57      | 12.7        | 3.34        | 76.5%                  | 17.6%                        | \$12.51           | \$887.67       |
| Multiple Consignors                  | ANAN       | Rito 616 of 4B20 6807        | 31          | 2011              | 1224          | 1.51             | 7.09         | 3.16        | 754             | 61.6%   | 0.52      | 12.7        | 3.05        | 83.9%                  | 32.3%                        | \$2.70            | \$821.09       |
| Multiple Consignors                  | ANAN       | Hoover Dam                   | 6           | 2014              | 1174          | 2.21             | 6.82         | 3.20        | 730             | 62.0%   | 0.48      | 12.5        | 3.00        | 100.0%                 | 16.7%                        | \$6.41            | \$721.44       |
| Multiple Consignors                  | ANAN       | H F Gridmaker 410            | 71          | 2011              | 1221          | 1.63             | 7.08         | 3.38        | 745             | 61.0%   | 0.51      | 12.6        | 2.99        | 63.4%                  | 9.9%                         | \$5.60            | \$863.09       |
| Rodney Leech                         | ANAN       | Mt Rush First Charge 8237    | 7           | 2011              | 1213          | 1.45             | 5.96         | 4.35        | 740             | 60.9%   | 0.56      | 12.1        | 3.31        | 85.7%                  | 14.3%                        | \$10.68           | \$752.66       |
| David Loutzenhiser                   | ANAN       | R M P Conclusive 8002 07     | 15          | 2011              | 1075          | 1.44             | 6.70         | 2.99        | 679             | 63.2%   | 0.51      | 11.7        | 3.10        | 86.7%                  | 20.0%                        | \$0.00            | \$718.66       |
| Multiple Consignors                  | ANAN       | G A R Selective              | 12          | 2011              | 1196          | 1.67             | 6.79         | 3.27        | 729             | 60.9%   | 0.52      | 12.8        | 2.99        | 100.0%                 | 41.7%                        | \$4.42            | \$772.35       |
| Multiple Consignors                  | ANAN       | CRA Bextor 872 5205 608      | 16          | 2011              | 1184          | 1.84             | 6.59         | 3.22        | 731             | 61.8%   | 0.47      | 12.5        | 2.91        | 87.5%                  | 12.5%                        | \$12.18           | \$776.92       |
| Stucky, Gordon D                     | ANAN       | Connealy In Sure 8524        | 17          | 2014              | 1226          | 1.78             | 6.52         | 3.47        | 752             | 61.3%   | 0.46      | 12.9        | 2.83        | 100.0%                 | 23.5%                        | \$36.19           | \$788.61       |
| Hunt, Brian Lee                      | ANAN       | SydGen Bullet 9482           | 9           | 2013              | 1283          | 1.56             | 7.67         | 3.67        | 800             | 62.3%   | 0.39      | 13.4        | 2.65        | 22.2%                  | 11.1%                        | \$0.00            | \$936.28       |
| Hunt, Brian Lee                      | ANAN       | Hoover High Dollar J290      | 28          | 2014              | 1255          | 1.59             | 7.28         | 3.50        | 773             | 61.6%   | 0.43      | 13.3        | 2.72        | 67.9%                  | 7.1%                         | \$8.37            | \$891.99       |
| Abraham Baldwin AG College Beef Herd | ANAN       | Baldridge SCC Pacemaker P800 | 14          | 2011              | 1236          | 1.38             | 7.36         | 3.66        | 750             | 60.7%   | 0.43      | 12.7        | 2.82        | 50.0%                  | 14.3%                        | \$0.00            | \$835.95       |
| McDonald Farms - William McDonald    | ANAN       | MF PRESTINED MICK 69T        | 6           | 2011              | 1190          | 1.33             | 5.73         | 3.74        | 725             | 60.9%   | 0.43      | 13.0        | 2.64        | 66.7%                  | 0.0%                         | \$8.00            | \$771.73       |
| Abraham Baldwin AG College Beef Herd | ANAN       | Southern New Design 2070     | 8           | 2014              | 1241          | 1.33             | 6.71         | 3.55        | 760             | 61.2%   | 0.48      | 12.0        | 3.22        | 100.0%                 | 62.5%                        | \$0.00            | \$822.27       |
| Multiple Consignors                  | ANAN       | ALC Big Eye D09N             | 23          | 2011              | 1232          | 2.02             | 6.38         | 3.59        | 763             | 61.9%   | 0.58      | 12.9        | 3.21        | 100.0%                 | 56.5%                        | \$5.73            | \$803.55       |
| Multiple Consignors                  | ANAN       | Dr J Analyst M250            | 70          | 2011              | 1191          | 1.82             | 7.71         | 3.12        | 736             | 61.8%   | 0.52      | 12.2        | 3.16        | 77.1%                  | 18.6%                        | \$12.16           | \$843.38       |
| Brock Farm - Gary R. Brock           | ANAN       | Callaways Precision 930      | 23          | 2011              | 1156          | 1.96             | 6.76         | 3.29        | 711             | 61.4%   | 0.45      | 12.5        | 2.79        | 73.9%                  | 26.1%                        | \$28.63           | \$781.13       |
| Multi Consignor                      | ANAN       | Woodhill Mainline            | 12          | 2011              | 1197          | 1.60             | 7.39         | 3.31        | 738             | 61.7%   | 0.60      | 12.3        | 3.37        | 83.3%                  | 25.0%                        | \$0.67            | \$845.62       |
| Multiple Consignors                  | ANAN       | Ironwood New Level           | 20          | 2013              | 1182          | 1.93             | 6.55         | 3.28        | 722             | 61.0%   | 0.50      | 12.5        | 2.96        | 100.0%                 | 15.0%                        | \$5.70            | \$790.68       |
| Todd Dunphy                          | ANAN       | PAA Enlighten 7604           | 8           | 2012              | 1134          | 1.60             | 6.23         | 3.12        | 700             | 61.8%   | 0.47      | 12.6        | 2.68        | 62.5%                  | 12.5%                        | \$0.00            | \$733.70       |
| J Phil Campbell NRCC                 | ANAN       | Jarrell Expectation 30P      | 48          | 2011              | 1196          | 1.75             | 6.55         | 3.41        | 741             | 62.0%   | 0.52      | 12.0        | 3.23        | 79.2%                  | 18.8%                        | \$2.29            | \$789.59       |
| Woodland Angus LLC                   | ANAN       | Woodland Predestined 009     | 42          | 2015              | 1215          | 1.54             | 6.56         | 3.33        | 732             | 60.3%   | 0.47      | 12.3        | 3.02        | 97.6%                  | 71.4%                        | \$0.00            | \$775.09       |
| Multiple Consignors                  | ANAN       | H A Image Maker 0415         | 17          | 2011              | 1159          | 1.66             | 6.80         | 3.14        | 713             | 61.5%   | 0.43      | 12.0        | 2.92        | 94.1%                  | 5.9%                         | \$0.57            | \$803.87       |
| NW GA Res & Ed Ctr                   | ANAN       | Hiillside Midland 5158       | 77          | 2014              | 1148          | 1.71             | 7.18         | 3.20        | 709             | 61.7%   | 0.54      | 11.9        | 3.21        | 97.4%                  | 41.6%                        | \$2.97            | \$809.87       |
| Multiple Consignors                  | ANAN       | LCC New Standard             | 26          | 2014              | 1188          | 1.58             | 6.89         | 3.28        | 729             | 61.3%   | 0.51      | 12.7        | 2.95        | 80.8%                  | 19.2%                        | \$11.82           | \$830.47       |
| 4 Shaw Farm - Shaw Abney             | ANAN       | YON Bando P185               | 26          | 2011              | 1229          | 1.71             | 7.03         | 3.36        | 757             | 61.6%   | 0.53      | 12.3        | 3.20        | 88.5%                  | 0.0%                         | \$0.00            | \$830.70       |




**TriCounty Steer Carcass  
Futurity Cooperative  
53020 Hitchcock Ave.  
Lewis, IA 51544  
Ph.: 712-769-2600  
Fax: 712-769-2610**

## 2015 Sire Profit Summary - Progeny Averages

| Sire Owner or Consignor                         | Sire Breed | Sire Name or ID Number     | No. Progeny | Max of Data Year2 | Adj Final Wt. | Ave. Disp. Score | Feed to Gain | Overall ADG | Hot Carcass Wt. | Dress % | Fat Cover | Ribeye Area | Yield Grade | % Low Choice or Better | % Upper 2/3 Choice or Better | Ind. Health Trts. | SPA Calf Value |
|---|------------|----------------------------|-------------|-------------------|---------------|------------------|--------------|-------------|-----------------|---------|-----------|-------------|-------------|------------------------|------------------------------|-------------------|----------------|
| Multiple Consignors                             | ANAN       | G A R New Design V8        | 105         | 2011              | 1213          | 2.34             | 6.89         | 3.63        | 741             | 61.1%   | 0.46      | 12.3        | 2.95        | 73.3%                  | 20.0%                        | \$1.63            | \$830.54       |
| NW GA Res & Ed Ctr                              | ANAN       | Crestview Credence 0175    | 11          | 2014              | 1159          | 1.86             | 6.89         | 3.44        | 717             | 61.8%   | 0.52      | 12.5        | 3.08        | 90.9%                  | 9.1%                         | \$11.32           | \$773.17       |
| Wayne Busch                                     | ANAN       | S A V Final Count 8148     | 25          | 2014              | 1168          | 1.64             | 6.91         | 3.21        | 718             | 61.4%   | 0.56      | 12.1        | 3.27        | 96.0%                  | 16.0%                        | \$23.71           | \$757.27       |
| Justin Swindler                                 | ANAN       | SF In Focus D46            | 21          | 2011              | 1119          | 1.66             | 6.20         | 3.22        | 686             | 61.3%   | 0.55      | 11.8        | 3.20        | 90.5%                  | 57.1%                        | \$10.55           | \$665.73       |
| Charles Rosenkrans                              | ANAN       | Wilt New Frontier 944      | 13          | 2011              | 1205          | 1.49             | 6.55         | 2.99        | 745             | 61.8%   | 0.48      | 12.5        | 2.98        | 69.2%                  | 23.1%                        | \$3.94            | \$787.66       |
| Multiple Consignors                             | ANAN       | G A R Retail Product       | 47          | 2011              | 1244          | 2.02             | 6.89         | 3.62        | 764             | 61.4%   | 0.44      | 12.8        | 2.83        | 72.3%                  | 19.1%                        | \$6.17            | \$874.27       |
| Cox Farm - Mike Cox                             | ANAN       | Woodland Design 310 9032   | 6           | 2011              | 1143          | 1.51             | 5.73         | 3.93        | 704             | 61.6%   | 0.50      | 11.9        | 3.04        | 83.3%                  | 50.0%                        | \$17.13           | \$686.67       |
| UGA Southern Piedmont                           | ANAN       | YON Precision R322         | 38          | 2011              | 1203          | 1.85             | 6.18         | 3.83        | 722             | 60.0%   | 0.50      | 11.9        | 3.14        | 73.7%                  | 18.4%                        | \$3.17            | \$756.90       |
| Harris Livestock LLC                            | ANAN       | Pine Ridge Pride 047M      | 9           | 2011              | 1154          | 1.63             | 5.77         | 3.54        | 716             | 62.0%   | 0.51      | 12.7        | 2.89        | 100.0%                 | 33.3%                        | \$9.72            | \$641.55       |
| Multiple Consignors                             | ANAN       | RCC Preference             | 8           | 2011              | 1168          | 2.09             | 6.49         | 3.26        | 720             | 61.7%   | 0.42      | 12.7        | 2.67        | 75.0%                  | 0.0%                         | \$0.00            | \$808.21       |
| Multiple Consignors                             | ANAN       | K C F Bennett Total        | 12          | 2011              | 1201          | 1.69             | 6.39         | 3.39        | 742             | 61.8%   | 0.50      | 12.6        | 3.01        | 83.3%                  | 16.7%                        | \$11.64           | \$810.35       |
| Abney, Shaw W                                   | ANAN       | Yon Extra W278             | 18          | 2012              | 1206          | 1.89             | 7.38         | 3.27        | 744             | 61.8%   | 0.48      | 12.7        | 3.01        | 88.9%                  | 27.8%                        | \$3.87            | \$816.60       |
| Multiple Consignors                             | ANAN       | Ironwood New Day 701 6342  | 15          | 2014              | 1231          | 1.59             | 6.48         | 3.68        | 759             | 61.6%   | 0.46      | 13.0        | 2.83        | 73.3%                  | 13.3%                        | \$7.96            | \$810.10       |
| Goode Angus                                     | ANAN       | GAR Goode Loaded for SCAR  | 8           | 2012              | 1094          | 1.75             | 7.89         | 3.04        | 671             | 61.4%   | 0.53      | 11.4        | 3.27        | 100.0%                 | 62.5%                        | \$0.00            | \$779.99       |
| N W Georgia Exp Sta                             | ANAN       | AUT Iron-Man A266          | 6           | 2013              | 1277          | 1.78             | 6.31         | 3.78        | 777             | 60.9%   | 0.40      | 12.9        | 2.78        | 100.0%                 | 33.3%                        | \$0.00            | \$865.24       |
| Mi Tierra Cattle Co - Dale & Janet Eppard       | ANAN       | 3F Big Daddy 916           | 9           | 2011              | 1252          | 2.22             | 6.19         | 3.50        | 769             | 61.4%   | 0.41      | 12.5        | 2.84        | 44.4%                  | 0.0%                         | \$0.00            | \$733.86       |
| Rich Hall - Hall Angus                          | ANAN       | SydGen 315 Trend 3158      | 5           | 2011              | 1109          | 1.87             | 7.62         | 2.78        | 686             | 61.9%   | 0.58      | 11.4        | 3.40        | 100.0%                 | 40.0%                        | \$0.00            | \$769.37       |
| Buckles, William J                              | ANAN       | PRF Grid Master 723        | 24          | 2014              | 1204          | 1.68             | 6.35         | 3.63        | 739             | 61.5%   | 0.59      | 12.3        | 3.35        | 87.5%                  | 25.0%                        | \$20.64           | \$748.45       |
| Multiple Consignors                             | ANAN       | Bon View New Design 878    | 220         | 2011              | 1187          | 1.82             | 6.75         | 3.31        | 731             | 61.6%   | 0.48      | 12.4        | 2.96        | 86.4%                  | 21.4%                        | \$8.99            | \$778.02       |
| Brian Hunt                                      | ANAN       | SydGen Mandate 8021        | 13          | 2011              | 1144          | 1.72             | 7.33         | 3.46        | 703             | 61.4%   | 0.50      | 11.8        | 3.08        | 84.6%                  | 7.7%                         | \$0.00            | \$826.80       |
| David Loutzenhiser                              | ANAN       | R M P Omega 8005 04        | 13          | 2011              | 1106          | 2.00             | 7.62         | 2.68        | 687             | 62.2%   | 0.44      | 11.8        | 2.91        | 92.3%                  | 15.4%                        | \$5.47            | \$737.39       |
| Wayne Busch                                     | ANAN       | S A V 5175 Bando 0439      | 9           | 2011              | 1235          | 1.71             | 6.93         | 3.87        | 756             | 61.3%   | 0.64      | 11.8        | 3.73        | 77.8%                  | 33.3%                        | \$6.78            | \$796.36       |
| Multiple Consignors                             | ANAN       | S A V Final Answer 0035    | 21          | 2011              | 1212          | 1.73             | 6.56         | 3.56        | 752             | 62.0%   | 0.59      | 12.2        | 3.41        | 71.4%                  | 9.5%                         | \$6.46            | \$774.69       |
| Kirby Welch                                     | ANAN       | Galaxy Credence 0264       | 14          | 2014              | 1235          | 1.51             | 7.47         | 3.07        | 760             | 61.6%   | 0.47      | 13.7        | 2.70        | 85.7%                  | 0.0%                         | \$10.79           | \$881.30       |
| Charles Rhyherd                                 | ANAN       | Pebblebrook Traveler 064   | 23          | 2011              | 1227          | 1.79             | 7.02         | 3.32        | 756             | 61.6%   | 0.34      | 12.4        | 2.67        | 52.2%                  | 0.0%                         | \$1.76            | \$864.78       |
| Smalley Cattle Co - Robert Smalley              | ANAN       | Sinclair Extra 4X13        | 10          | 2011              | 1258          | 2.00             | 7.30         | 3.36        | 785             | 62.4%   | 0.55      | 12.2        | 3.49        | 90.0%                  | 10.0%                        | \$21.63           | \$842.84       |
| Abraham Baldwin AG College Beef Herd            | ANAN       | Yemmon CF Objective 1638   | 8           | 2011              | 1208          | 1.34             | 5.89         | 3.74        | 745             | 61.6%   | 0.53      | 13.1        | 2.97        | 87.5%                  | 37.5%                        | \$33.99           | \$731.84       |
| Michael P. Bennett - Parallise Properties, LLLP | ANAN       | YON Legend S121            | 10          | 2011              | 1252          | 2.17             | 7.06         | 3.90        | 771             | 61.6%   | 0.51      | 12.6        | 3.10        | 70.0%                  | 0.0%                         | \$0.00            | \$868.69       |
| NW GA Res & Ed Ctr                              | ANAN       | Gardens EXT 4137 S2        | 7           | 2011              | 1199          | 1.51             | 7.10         | 3.27        | 744             | 62.0%   | 0.59      | 12.0        | 3.54        | 85.7%                  | 14.3%                        | \$5.50            | \$822.49       |
| Shaw Farm - Shaw Abney                          | ANAN       | Yon New Design T277        | 23          | 2011              | 1219          | 1.72             | 6.44         | 3.52        | 747             | 61.3%   | 0.47      | 12.2        | 3.06        | 87.0%                  | 13.0%                        | \$9.87            | \$799.40       |
| UGA Southern Piedmont                           | ANAN       | YON Future Direction R377  | 31          | 2011              | 1114          | 1.78             | 6.40         | 3.31        | 690             | 62.0%   | 0.51      | 11.8        | 3.06        | 77.4%                  | 32.3%                        | \$4.74            | \$714.24       |
| Big Branch Cattle                               | ANAN       | Rito 2X15 of Rita 8Z22 EXP | 28          | 2011              | 1164          | 1.82             | 6.79         | 3.21        | 716             | 61.5%   | 0.44      | 12.6        | 2.77        | 82.1%                  | 25.0%                        | \$2.70            | \$789.09       |
| Baker, Leo J & Son                              | ANAN       | HA Program 5652            | 8           | 2014              | 1257          | 1.46             | 6.42         | 3.63        | 771             | 61.3%   | 0.40      | 13.0        | 2.70        | 87.5%                  | 25.0%                        | \$20.08           | \$831.96       |
| McDonald Farms - William McDonald               | ANAN       | MF RANCH MAGNUM 79W        | 5           | 2011              | 1077          | 1.58             | 5.96         | 3.47        | 653             | 60.5%   | 0.53      | 11.8        | 3.02        | 100.0%                 | 20.0%                        | \$12.62           | \$723.18       |
| NW GA Res & Ed Ctr                              | ANAN       | B&L 5050 New Design 551B   | 16          | 2011              | 1128          | 1.54             | 6.88         | 3.38        | 688             | 61.0%   | 0.53      | 11.6        | 3.24        | 100.0%                 | 37.5%                        | \$1.87            | \$766.72       |
| Jon Lucas                                       | ANAN       | Circle A Objective 8520    | 7           | 2012              | 1269          | 1.27             | 6.89         | 3.53        | 773             | 60.9%   | 0.50      | 12.6        | 3.10        | 71.4%                  | 0.0%                         | \$13.57           | \$897.96       |
| Tri Tower Farms - Roger & Cale Jones            | ANAN       | WOODLAND 5050 DESIGN 26    | 13          | 2015              | 1137          | 1.35             | 7.01         | 3.18        | 699             | 61.4%   | 0.57      | 12.0        | 3.19        | 100.0%                 | 84.6%                        | \$0.00            | \$876.90       |
| Cox Farm - Mike Cox                             | ANAN       | Williams Predestined 325   | 6           | 2011              | 1160          | 1.72             | 6.34         | 3.50        | 725             | 62.5%   | 0.56      | 12.7        | 3.05        | 100.0%                 | 16.7%                        | \$7.00            | \$794.09       |
| Smalley Cattle Co - Robert Smalley              | ANAN       | S C C Design by Mistake    | 10          | 2011              | 1271          | 1.82             | 6.60         | 3.22        | 789             | 62.0%   | 0.42      | 13.6        | 2.66        | 30.0%                  | 0.0%                         | \$0.00            | \$850.89       |
| Kleeman Farms                                   | ANAN       | LOW GAP 0384               | 40          | 2011              | 1279          | 1.53             | 7.11         | 3.68        | 794             | 62.1%   | 0.56      | 12.4        | 3.37        | 95.0%                  | 25.0%                        | \$4.91            | \$860.68       |
| N W Georgia Exp Sta                             | ANAN       | Bamboo Bismarck 0129       | 16          | 2014              | 1226          | 1.77             | 6.46         | 3.80        | 743             | 60.6%   | 0.51      | 12.7        | 3.02        | 87.5%                  | 6.3%                         | \$9.09            | \$775.24       |
| Sycamore Valley Farm - Peter & Barbara Clouse   | ANAN       | MF Objective 1407 0854     | 15          | 2011              | 1113          | 1.86             | 6.11         | 3.43        | 688             | 61.8%   | 0.45      | 12.1        | 2.85        | 86.7%                  | 13.3%                        | \$16.77           | \$750.10       |
| Wayne Busch                                     | ANAN       | S A V New Design 3012      | 24          | 2011              | 1205          | 1.95             | 6.24         | 3.73        | 741             | 61.5%   | 0.54      | 12.4        | 3.19        | 75.0%                  | 4.2%                         | \$1.24            | \$764.75       |
| Multiple Consignors                             | ANAN       | Genetics by Design 049     | 30          | 2012              | 1218          | 1.98             | 6.50         | 3.74        | 749             | 61.5%   | 0.44      | 12.4        | 2.92        | 83.3%                  | 30.0%                        | \$2.04            | \$806.35       |
| 5 Kleeman Farms                                 | ANAN       | LOW GAP V8                 | 20          | 2011              | 1204          | 2.12             | 6.55         | 3.63        | 745             | 61.9%   | 0.45      | 12.3        | 2.99        | 90.0%                  | 30.0%                        | \$0.32            | \$814.26       |






**TriCounty Steer Carcass  
Futurity Cooperative  
53020 Hitchcock Ave.  
Lewis, IA 51544  
Ph.: 712-769-2600  
Fax: 712-769-2610**

## 2015 Sire Profit Summary - Progeny Averages

| Sire Owner or Consignor                     | Sire Breed | Sire Name or ID Number       | No. Progeny | Max of Data Year2 | Adj Final Wt. | Ave. Disp. Score | Feed to Gain | Overall ADG | Hot Carcass Wt. | Dress % | Fat Cover | Ribeye Area | Yield Grade | % Low Choice or Better | % Upper 2/3 Choice or Better | Ind. Health Trts. | SPA Calf Value |
|---|------------|------------------------------|-------------|-------------------|---------------|------------------|--------------|-------------|-----------------|---------|-----------|-------------|-------------|------------------------|------------------------------|-------------------|----------------|
| J Phil Campbell NRCC                        | ANAN       | Jarrell New Design 85N       | 52          | 2011              | 1172          | 1.79             | 6.63         | 3.44        | 725             | 61.8%   | 0.58      | 11.8        | 3.40        | 84.6%                  | 17.3%                        | \$6.14            | \$761.22       |
| Matt Groves                                 | ANAN       | Ironwood Revenue 6503 1333   | 12          | 2014              | 1206          | 1.63             | 5.96         | 3.56        | 735             | 60.9%   | 0.50      | 12.4        | 3.06        | 100.0%                 | 0.0%                         | \$2.66            | \$741.68       |
| Rodney Leech                                | ANAN       | Mt Rush Alliance 4002        | 5           | 2011              | 1190          | 1.40             | 6.73         | 3.54        | 726             | 61.1%   | 0.53      | 12.1        | 3.22        | 100.0%                 | 40.0%                        | \$0.00            | \$814.82       |
| Tri Tower Farms - Roger & Cale Jones        | ANAN       | Galaxy New Day 454 2096      | 14          | 2015              | 1236          | 1.21             | 7.35         | 3.47        | 764             | 61.8%   | 0.57      | 12.8        | 3.23        | 100.0%                 | 35.7%                        | \$0.00            | \$992.80       |
| NW GA Res & Ed Ctr                          | ANAN       | WAF Charge ON 947            | 7           | 2011              | 1181          | 2.01             | 7.20         | 3.27        | 728             | 61.6%   | 0.43      | 12.2        | 2.80        | 57.1%                  | 14.3%                        | \$0.00            | \$838.24       |
| Multiple Consignors                         | ANAN       | S S Objective T510 0T26      | 93          | 2011              | 1227          | 2.01             | 6.88         | 3.40        | 751             | 61.2%   | 0.43      | 12.7        | 2.78        | 84.9%                  | 21.5%                        | \$4.83            | \$854.00       |
| WVU Reedsville Farm                         | ANAN       | WVU REDIRECT 703 738         | 6           | 2012              | 1303          | 1.33             | 6.79         | 4.21        | 786             | 60.3%   | 0.54      | 12.3        | 3.39        | 83.3%                  | 33.3%                        | \$10.33           | \$968.81       |
| Wayne Busch                                 | ANAN       | Sik Design 7259              | 21          | 2011              | 1260          | 1.71             | 6.91         | 3.82        | 774             | 61.4%   | 0.65      | 11.8        | 3.81        | 57.1%                  | 19.0%                        | \$1.07            | \$806.06       |
| McDonald Farms - William McDonald           | ANAN       | MF Predestine Precise 0762   | 9           | 2011              | 1086          | 1.64             | 5.57         | 3.70        | 673             | 62.0%   | 0.45      | 13.1        | 2.48        | 66.7%                  | 0.0%                         | \$13.87           | \$729.88       |
| NW GA Res & Ed Ctr                          | ANAN       | W L New Day KAF 4064 13A 439 | 38          | 2011              | 1176          | 2.13             | 7.07         | 3.18        | 722             | 61.4%   | 0.50      | 12.1        | 3.08        | 50.0%                  | 5.3%                         | \$10.68           | \$797.55       |
| Multiple Consignors                         | ANAN       | L T 598 Bando 9074           | 25          | 2011              | 1215          | 1.80             | 6.62         | 3.37        | 743             | 61.2%   | 0.48      | 12.4        | 3.04        | 76.0%                  | 12.0%                        | \$5.56            | \$794.02       |
| William R Thomson & Family                  | ANAN       | YON Right Time 3978          | 14          | 2011              | 1166          | 2.17             | 6.59         | 3.27        | 719             | 61.7%   | 0.48      | 12.5        | 2.84        | 42.9%                  | 21.4%                        | \$1.48            | \$775.71       |
| NW GA Res & Ed Ctr                          | ANAN       | IAF Top Grade 5032           | 25          | 2011              | 1083          | 2.29             | 6.85         | 3.06        | 674             | 62.2%   | 0.52      | 11.4        | 3.20        | 96.0%                  | 32.0%                        | \$1.24            | \$749.02       |
| Brian Hunt                                  | ANAN       | G A R Precision 7152         | 108         | 2011              | 1199          | 1.82             | 6.75         | 3.60        | 741             | 61.8%   | 0.48      | 12.4        | 2.97        | 59.3%                  | 10.2%                        | \$1.88            | \$819.13       |
| Tri Tower Farms - Roger & Cale Jones        | ANAN       | WOODLAND 50:50 583R          | 15          | 2012              | 1211          | 1.73             | 6.40         | 3.24        | 747             | 61.8%   | 0.38      | 12.3        | 2.86        | 60.0%                  | 0.0%                         | \$1.30            | \$734.50       |
| Alvin Hunt - Hunt Farm                      | ANAN       | RS Solution N4 T707          | 11          | 2011              | 1246          | 1.55             | 6.56         | 3.55        | 752             | 60.3%   | 0.51      | 12.1        | 3.24        | 100.0%                 | 27.3%                        | \$40.81           | \$831.01       |
| NW GA Res & Ed Ctr                          | ANAN       | Hillside New Day 4196        | 36          | 2011              | 1112          | 1.90             | 6.97         | 3.16        | 688             | 61.9%   | 0.57      | 11.8        | 3.29        | 88.9%                  | 19.4%                        | \$2.17            | \$751.45       |
| Dombhart Farms LLC                          | ANAN       | Kensington C F 5899 1755     | 16          | 2012              | 1177          | 1.56             | 6.46         | 3.15        | 731             | 62.1%   | 0.62      | 12.6        | 3.27        | 81.3%                  | 43.8%                        | \$21.66           | \$776.40       |
| Tri Tower Farms - Roger & Cale Jones        | ANAN       | Brads Mainline 931           | 24          | 2015              | 1167          | 1.44             | 6.98         | 3.17        | 725             | 62.1%   | 0.61      | 11.9        | 3.45        | 95.8%                  | 25.0%                        | \$0.00            | \$827.93       |
| WVU/Reymann Memorial Farm - Jerry Yates     | ANAN       | SchurrGene 2063 2916         | 8           | 2014              | 1206          | 1.23             | 6.02         | 3.89        | 738             | 61.2%   | 0.50      | 12.4        | 3.06        | 75.0%                  | 37.5%                        | \$8.81            | \$749.07       |
| Kleeman Farms                               | ANAN       | Image Maker                  | 5           | 2014              | 1216          | 1.67             | 7.06         | 3.33        | 749             | 61.6%   | 0.43      | 12.6        | 2.80        | 100.0%                 | 60.0%                        | \$0.00            | \$831.66       |
| Kleeman Farms                               | ANAN       | Windy Knob New Design D36    | 39          | 2012              | 1191          | 2.44             | 6.87         | 3.56        | 733             | 61.6%   | 0.50      | 12.4        | 3.01        | 84.6%                  | 33.3%                        | \$3.27            | \$823.40       |
| Multiple Consignors                         | ANAN       | S A V 8180 Traveler 004      | 16          | 2014              | 1283          | 1.77             | 7.08         | 3.46        | 785             | 61.1%   | 0.58      | 12.2        | 3.51        | 75.0%                  | 6.3%                         | \$4.70            | \$826.47       |
| Cox Farm - Mike Cox                         | ANAN       | Williams New Design 208-44   | 10          | 2011              | 1148          | 2.36             | 6.56         | 3.33        | 708             | 61.7%   | 0.55      | 11.8        | 3.26        | 80.0%                  | 0.0%                         | \$4.95            | \$756.26       |
| Justin Swindler                             | ANAN       | SF Universe JW6              | 7           | 2011              | 1165          | 1.29             | 6.38         | 3.33        | 713             | 61.3%   | 0.37      | 12.3        | 2.56        | 57.1%                  | 0.0%                         | \$0.00            | \$748.40       |
| NW GA Res & Ed Ctr                          | ANAN       | Connealy Full Freight        | 6           | 2011              | 1165          | 1.65             | 6.63         | 3.35        | 702             | 60.3%   | 0.57      | 11.8        | 3.29        | 100.0%                 | 66.7%                        | \$10.20           | \$784.77       |
| Multiple Consignors                         | ANAN       | G A R Precision              | 5           | 2011              | 1215          | 2.13             | 5.89         | 3.63        | 749             | 61.6%   | 0.41      | 12.5        | 2.83        | 80.0%                  | 20.0%                        | \$21.02           | \$725.11       |
| Harris Livestock LLC                        | ANAN       | EXAR Midland 6572            | 37          | 2011              | 1185          | 1.75             | 5.95         | 3.66        | 732             | 61.8%   | 0.58      | 12.1        | 3.34        | 86.5%                  | 21.6%                        | \$12.73           | \$688.54       |
| NW GA Res & Ed Ctr                          | ANAN       | UG Spectrum 4518             | 68          | 2011              | 1137          | 1.96             | 7.11         | 3.18        | 704             | 61.9%   | 0.52      | 11.9        | 3.17        | 80.9%                  | 26.5%                        | \$4.18            | \$804.98       |
| Smith Farm - David L. Smith                 | ANAN       | R R A F Mr 104 of 3 N Day    | 8           | 2011              | 1112          | 1.98             | 6.63         | 3.13        | 690             | 62.0%   | 0.57      | 12.3        | 3.10        | 87.5%                  | 0.0%                         | \$0.00            | \$776.73       |
| Harris Livestock, LLC                       | ANAN       | Ironwood Foresight JDD 9332  | 10          | 2014              | 1206          | 1.58             | 7.04         | 3.21        | 745             | 61.8%   | 0.53      | 12.3        | 3.19        | 100.0%                 | 70.0%                        | \$35.15           | \$787.55       |
| Multiple Consignors                         | ANAN       | CAR Efficient 534            | 5           | 2014              | 1186          | 1.81             | 6.69         | 3.37        | 732             | 61.7%   | 0.44      | 12.5        | 2.79        | 40.0%                  | 20.0%                        | \$3.67            | \$765.50       |
| Multiple Consignors                         | ANAN       | N Bar Prime Time D806        | 16          | 2014              | 1238          | 1.35             | 6.68         | 3.65        | 770             | 62.2%   | 0.73      | 12.4        | 3.77        | 100.0%                 | 56.3%                        | \$10.30           | \$786.84       |
| Voyles Farms, Inc - Norman Voyles           | ANAN       | SydGen Sure Bet              | 15          | 2013              | 1109          | 2.21             | 6.18         | 3.08        | 680             | 61.3%   | 0.37      | 12.4        | 2.43        | 86.7%                  | 6.7%                         | \$18.97           | \$719.70       |
| Voyles Farms, Inc - Norman Voyles           | ANAN       | ALC Objective-425            | 7           | 2012              | 1135          | 2.13             | 5.64         | 3.50        | 702             | 61.8%   | 0.44      | 12.7        | 2.69        | 85.7%                  | 28.6%                        | \$0.00            | \$731.37       |
| Ron Dunphy                                  | ANAN       | Ironwood H Prime FD 6346     | 16          | 2011              | 1131          | 1.96             | 6.26         | 3.26        | 697             | 61.6%   | 0.49      | 12.3        | 2.93        | 56.3%                  | 0.0%                         | \$26.41           | \$709.67       |
| NW GA Res & Ed Ctr                          | ANAN       | H A F Lead On 946            | 33          | 2011              | 1132          | 1.71             | 7.08         | 3.14        | 694             | 61.3%   | 0.51      | 11.8        | 3.14        | 93.9%                  | 15.2%                        | \$0.55            | \$799.15       |
| Spring Hollow Farms - James B. Gregory, Jr. | ANAN       | LLF Design 208 of AF 522     | 13          | 2011              | 1206          | 2.20             | 7.22         | 3.17        | 738             | 61.1%   | 0.45      | 12.5        | 2.84        | 61.5%                  | 0.0%                         | \$37.23           | \$879.70       |
| Jeff Fowler                                 | ANAN       | SAR Traveler 2802            | 10          | 2014              | 1215          | 1.42             | 6.39         | 3.37        | 745             | 61.3%   | 0.50      | 12.7        | 3.00        | 80.0%                  | 30.0%                        | \$7.17            | \$721.16       |
| NW GA Res & Ed Ctr                          | ANAN       | GAR-EGL PROTEGE              | 7           | 2011              | 1203          | 2.12             | 6.08         | 3.52        | 732             | 60.8%   | 0.39      | 13.0        | 2.55        | 71.4%                  | 0.0%                         | \$0.00            | \$797.79       |
| Multiple Consignors                         | ANAN       | S A F Connection             | 16          | 2011              | 1147          | 1.69             | 6.43         | 3.18        | 717             | 62.5%   | 0.53      | 11.7        | 3.27        | 87.5%                  | 18.8%                        | \$1.63            | \$735.71       |
| TC Ranch Inc.                               | ANAN       | TC Right Answer 046          | 28          | 2013              | 1195          | 1.47             | 6.46         | 3.47        | 732             | 61.3%   | 0.56      | 12.1        | 3.30        | 100.0%                 | 32.1%                        | \$0.25            | \$666.55       |
| Alvin Hunt - Hunt Farm                      | ANAN       | BBC Lead On H04              | 15          | 2011              | 1221          | 1.44             | 6.63         | 3.46        | 749             | 61.3%   | 0.53      | 11.9        | 3.33        | 100.0%                 | 13.3%                        | \$40.06           | \$806.73       |
| NW GA Res & Ed Ctr                          | ANAN       | H A F In Focus 016           | 9           | 2011              | 1100          | 1.67             | 6.75         | 3.02        | 676             | 61.4%   | 0.52      | 11.7        | 3.08        | 88.9%                  | 66.7%                        | \$7.91            | \$755.38       |
| 6 Jeff Liston                               | ANAN       | TRA EXT                      | 6           | 2014              | 1172          | 2.00             | 6.32         | 3.33        | 714             | 60.8%   | 0.48      | 12.6        | 2.81        | 83.3%                  | 0.0%                         | \$65.66           | \$724.42       |



**TriCounty Steer Carcass  
Futurity Cooperative  
53020 Hitchcock Ave.  
Lewis, IA 51544  
Ph.: 712-769-2600  
Fax: 712-769-2610**

## 2015 Sire Profit Summary - Progeny Averages

| Sire Owner or Consignor                | Sire Breed | Sire Name or ID Number       | No. Progeny | Max of Data Year2 | Adj Final Wt. | Ave. Disp. Score | Feed to Gain | Overall ADG | Hot Carcass Wt. | Dress % | Fat Cover | Ribeye Area | Yield Grade | % Low Choice or Better | % Upper 2/3 Choice or Better | Ind. Health Trts. | SPA Calf Value |
|--|------------|------------------------------|-------------|-------------------|---------------|------------------|--------------|-------------|-----------------|---------|-----------|-------------|-------------|------------------------|------------------------------|-------------------|----------------|
| Home Park Farm - CR Conklin            | ANAN       | R C F Rito 8E8 2D 3H         | 9           | 2011              | 1197          | 1.81             | 5.85         | 3.89        | 719             | 60.1%   | 0.44      | 11.8        | 2.99        | 100.0%                 | 55.6%                        | \$22.17           | \$729.72       |
| Kleeman Farms                          | ANAN       | SydGen Contact               | 6           | 2012              | 1118          | 2.07             | 6.73         | 3.45        | 690             | 61.8%   | 0.54      | 11.6        | 3.28        | 100.0%                 | 66.7%                        | \$0.00            | \$792.84       |
| NW GA Res & Ed Ctr                     | ANAN       | Bricton Bando 2297           | 79          | 2011              | 1183          | 1.90             | 7.18         | 3.31        | 723             | 61.2%   | 0.57      | 11.8        | 3.33        | 62.0%                  | 3.8%                         | \$2.36            | \$819.46       |
| Buckles Farm - Jason & Bill Buckles    | ANAN       | CCF Rito 5176                | 8           | 2011              | 1141          | 1.70             | 7.46         | 2.71        | 694             | 60.8%   | 0.38      | 12.1        | 2.63        | 62.5%                  | 0.0%                         | \$11.38           | \$741.25       |
| WVU Reedsville Farm                    | ANAN       | T O F Trailblazer            | 20          | 2012              | 1270          | 1.34             | 6.17         | 3.90        | 768             | 60.5%   | 0.46      | 12.8        | 2.90        | 70.0%                  | 0.0%                         | \$29.64           | \$811.92       |
| Yon Family Farms                       | ANAN       | Yon Objective X249           | 8           | 2013              | 1270          | 2.18             | 6.13         | 3.61        | 779             | 61.2%   | 0.48      | 13.1        | 2.96        | 100.0%                 | 87.5%                        | \$8.58            | \$760.71       |
| J Phil Campbell NRCC                   | ANAN       | Jarrell New Design 57P       | 34          | 2011              | 1119          | 1.84             | 6.87         | 3.15        | 695             | 62.1%   | 0.59      | 11.5        | 3.42        | 70.6%                  | 26.5%                        | \$4.97            | \$745.75       |
| Multiple Consignors                    | ANAN       | Four Point Eight of Ironwood | 23          | 2011              | 1136          | 2.06             | 6.45         | 3.22        | 699             | 61.5%   | 0.48      | 12.3        | 2.92        | 73.9%                  | 13.0%                        | \$2.79            | \$769.08       |
| Springfield Angus Farm                 | ANAN       | Rito 9M25 of Rita 5F56 Pred  | 22          | 2014              | 1247          | 1.64             | 6.37         | 3.86        | 789             | 62.1%   | 0.63      | 12.8        | 3.45        | 85.7%                  | 9.5%                         | \$22.88           | \$864.88       |
| NW GA Res & Ed Ctr                     | ANAN       | Britt New Design 447         | 45          | 2011              | 1144          | 1.99             | 7.10         | 3.19        | 705             | 61.6%   | 0.57      | 11.8        | 3.34        | 95.6%                  | 35.6%                        | \$8.23            | \$786.18       |
| Multiple Consignors                    | ANAN       | S A V Net Worth 4200         | 10          | 2012              | 1208          | 2.03             | 6.49         | 3.61        | 744             | 61.6%   | 0.51      | 12.2        | 3.15        | 60.0%                  | 10.0%                        | \$0.00            | \$808.04       |
| Mass Farms - Nathan Mass               | ANAN       | SLL Gridtopper T116          | 10          | 2011              | 1152          | 1.56             | 6.41         | 3.58        | 701             | 60.9%   | 0.50      | 11.6        | 3.19        | 60.0%                  | 20.0%                        | \$9.27            | \$689.72       |
| Sam Powell - Powell Farms              | ANAN       | KMK New Design 323 L22       | 19          | 2011              | 1184          | 2.30             | 6.49         | 3.45        | 730             | 61.7%   | 0.53      | 12.7        | 3.05        | 42.1%                  | 21.1%                        | \$40.88           | \$836.47       |
| Justin Swindler                        | ANAN       | SF Precision D42             | 15          | 2011              | 1221          | 2.16             | 5.89         | 3.48        | 753             | 61.7%   | 0.61      | 12.7        | 3.31        | 93.3%                  | 20.0%                        | \$30.82           | \$757.70       |
| Warden & Richards - Duane Warden       | ANAN       | PAA 9399 New Level 4082      | 5           | 2011              | 1193          | 2.40             | 8.43         | 2.98        | 738             | 61.9%   | 0.44      | 12.3        | 2.92        | 80.0%                  | 0.0%                         | \$0.00            | \$918.39       |
| Justin Swindler                        | ANAN       | SF Precision D48             | 6           | 2011              | 1282          | 1.86             | 5.98         | 3.77        | 776             | 60.6%   | 0.63      | 12.0        | 3.72        | 100.0%                 | 16.7%                        | \$55.00           | \$746.90       |
| Kleeman, Leon                          | ANAN       | B F 1407 Scotch Cap 826      | 11          | 2012              | 1274          | 2.36             | 7.49         | 3.51        | 782             | 61.4%   | 0.51      | 12.4        | 3.25        | 100.0%                 | 18.2%                        | \$0.77            | \$890.21       |
| Bogges, Patrick & Leslie               | ANAN       | Yon HTF Retail Product 911   | 6           | 2013              | 1154          | 1.72             | 6.83         | 4.11        | 702             | 60.8%   | 0.45      | 11.7        | 3.00        | 66.7%                  | 33.3%                        | \$0.00            | \$801.41       |
| NW GA Res & Ed Ctr                     | ANAN       | 3F Emblazon 3652             | 5           | 2011              | 1163          | 1.50             | 7.18         | 3.38        | 717             | 61.7%   | 0.61      | 11.9        | 3.51        | 80.0%                  | 40.0%                        | \$0.00            | \$809.61       |
| Mass Farms - Nathan Mass               | ANAN       | SLL Grindstone N47           | 52          | 2011              | 1119          | 1.83             | 6.25         | 3.25        | 678             | 60.6%   | 0.49      | 11.6        | 3.04        | 67.3%                  | 15.4%                        | \$14.47           | \$683.54       |
| Wayne Noe                              | ANAN       | S S New Day Y69              | 5           | 2014              | 1199          | 1.26             | 6.26         | 3.31        | 735             | 61.5%   | 0.45      | 13.6        | 2.53        | 80.0%                  | 40.0%                        | \$38.01           | \$782.34       |
| Multiple Consignors                    | ANAN       | LH Emblazon Bando 1532       | 5           | 2014              | 1153          | 1.88             | 6.13         | 3.70        | 700             | 60.7%   | 0.47      | 11.9        | 2.99        | 80.0%                  | 0.0%                         | \$38.00           | \$740.16       |
| Edwards, John G                        | ANAN       | Raabs Mr Bando 971-118       | 23          | 2013              | 1308          | 2.09             | 6.89         | 3.49        | 801             | 61.1%   | 0.48      | 12.4        | 3.27        | 78.3%                  | 4.3%                         | \$25.02           | \$805.33       |
| Tom Hiltz                              | ANAN       | Four Eighty Seven Ironwood   | 18          | 2011              | 1086          | 2.18             | 6.37         | 2.84        | 680             | 61.8%   | 0.44      | 12.6        | 2.66        | 100.0%                 | 5.6%                         | \$19.20           | \$715.27       |
| Ron Dunphy                             | ANAN       | Ironwood Direction 43 5303   | 54          | 2011              | 1137          | 1.75             | 6.49         | 3.26        | 703             | 61.8%   | 0.59      | 11.7        | 3.43        | 81.5%                  | 16.7%                        | \$21.46           | \$717.91       |
| Kleeman Farms                          | ANAN       | Gleonda Scotch Cap           | 17          | 2012              | 1216          | 2.46             | 6.94         | 3.82        | 743             | 61.1%   | 0.60      | 11.6        | 3.56        | 100.0%                 | 52.9%                        | \$2.25            | \$806.76       |
| Brock Farm - Gary R. Brock             | ANAN       | Southern Bando 1255          | 30          | 2011              | 1171          | 2.28             | 7.42         | 3.10        | 716             | 61.1%   | 0.51      | 11.8        | 3.17        | 86.7%                  | 10.0%                        | \$19.40           | \$806.21       |
| Jones Farm - Morgan Jones              | ANAN       | K A F Traveler 620           | 6           | 2011              | 1078          | 2.00             | 8.73         | 2.65        | 658             | 61.1%   | 0.40      | 12.0        | 2.56        | 83.3%                  | 16.7%                        | \$5.25            | \$874.68       |
| Ron Dunphy                             | ANAN       | Ironwood Direction 8223 3510 | 32          | 2011              | 1133          | 1.99             | 6.08         | 3.13        | 695             | 61.3%   | 0.48      | 12.6        | 2.80        | 71.9%                  | 9.4%                         | \$23.81           | \$718.47       |
| Hunt, Brian Lee                        | ANAN       | WHA Turbo Star               | 13          | 2013              | 1268          | 1.33             | 7.95         | 3.46        | 774             | 61.0%   | 0.42      | 12.8        | 2.81        | 61.5%                  | 0.0%                         | \$0.00            | \$929.40       |
| Diamond L Farm - Charles Lipscomb      | ANAN       | DLF Architect 406            | 7           | 2011              | 1172          | 1.41             | 5.75         | 3.68        | 717             | 61.2%   | 0.49      | 12.2        | 3.00        | 71.4%                  | 42.9%                        | \$22.95           | \$701.25       |
| Kleeman Farms                          | ANAN       | Low Gap V8 6420              | 26          | 2012              | 1219          | 2.12             | 6.85         | 3.47        | 751             | 61.6%   | 0.43      | 12.5        | 2.88        | 88.5%                  | 19.2%                        | \$1.27            | \$828.95       |
| West Virginia University               | ANAN       | Finyr of Graham 75110        | 12          | 2014              | 1146          | 1.87             | 5.92         | 4.00        | 701             | 61.0%   | 0.48      | 11.6        | 3.12        | 83.3%                  | 33.3%                        | \$0.00            | \$665.06       |
| Jeff Fowler                            | ANAN       | K M 1407 New Design 7173     | 9           | 2011              | 1210          | 1.76             | 6.40         | 3.45        | 739             | 61.1%   | 0.53      | 12.2        | 3.16        | 66.7%                  | 22.2%                        | \$0.00            | \$732.61       |
| Kleeman Farms                          | ANAN       | LOW GAP 01                   | 48          | 2012              | 1255          | 1.88             | 7.12         | 3.53        | 764             | 60.9%   | 0.52      | 12.3        | 3.20        | 83.3%                  | 37.5%                        | \$0.00            | \$852.09       |
| Charles Rosenkrans                     | ANAN       | Wilt Hawk 308                | 7           | 2014              | 1236          | 1.51             | 6.49         | 3.21        | 738             | 59.7%   | 0.48      | 12.8        | 2.91        | 100.0%                 | 42.9%                        | \$35.01           | \$762.56       |
| TC Ranch Inc.                          | ANAN       | Connealy Right Answer 746    | 7           | 2014              | 1200          | 1.50             | 6.32         | 3.52        | 741             | 61.7%   | 0.46      | 12.0        | 3.07        | 85.7%                  | 28.6%                        | \$0.00            | \$816.21       |
| Burns Farms                            | ANAN       | P A F Bubba 16               | 6           | 2012              | 1305          | 2.31             | 5.91         | 3.81        | 789             | 60.5%   | 0.50      | 12.9        | 3.12        | 50.0%                  | 0.0%                         | \$25.05           | \$872.07       |
| William Clay Sims                      | ANAN       | Bricton Retail 7209          | 7           | 2011              | 1241          | 1.89             | 5.99         | 3.68        | 765             | 61.6%   | 0.47      | 13.1        | 2.85        | 85.7%                  | 28.6%                        | \$0.00            | \$765.54       |
| Goodnight, Carl or Linda               | ANAN       | JACS Great Plains 9920       | 10          | 2014              | 1160          | 1.74             | 6.74         | 3.33        | 709             | 61.2%   | 0.50      | 11.9        | 3.13        | 90.0%                  | 30.0%                        | \$26.68           | \$753.20       |
| Jeff Goodnight - Goodnight Angus Farms | ANAN       | Clearwater 6106 EXT 55       | 11          | 2011              | 1183          | 1.59             | 6.65         | 3.21        | 738             | 62.3%   | 0.55      | 12.1        | 3.24        | 81.8%                  | 18.2%                        | \$0.00            | \$767.95       |
| J Phil Campbell NRCC                   | ANAN       | Jarrell New Design 48N       | 64          | 2011              | 1145          | 1.90             | 6.70         | 3.30        | 699             | 61.0%   | 0.57      | 11.3        | 3.41        | 81.3%                  | 12.5%                        | \$5.61            | \$736.12       |
| NW GA Res & Ed Ctr                     | ANAN       | T&W Objective-808            | 18          | 2014              | 1201          | 1.79             | 7.08         | 3.49        | 725             | 60.3%   | 0.52      | 11.9        | 3.24        | 77.8%                  | 11.1%                        | \$9.16            | \$816.36       |
| Cox Farm - Mike Cox                    | ANAN       | Williams Right Time 338-138  | 11          | 2011              | 1069          | 2.23             | 6.32         | 3.10        | 663             | 62.0%   | 0.47      | 11.2        | 3.06        | 81.8%                  | 27.3%                        | \$1.45            | \$709.15       |
| 7 Brock Farm - Gary R. Brock           | ANAN       | Bricton 2-878 6193           | 12          | 2011              | 1243          | 1.73             | 6.66         | 3.71        | 757             | 60.8%   | 0.68      | 11.7        | 3.86        | 91.7%                  | 0.0%                         | \$16.16           | \$790.55       |




**TriCounty Steer Carcass  
Futurity Cooperative  
53020 Hitchcock Ave.  
Lewis, IA 51544  
Ph.: 712-769-2600  
Fax: 712-769-2610**

## 2015 Sire Profit Summary - Progeny Averages

| Sire Owner or Consignor                         | Sire Breed | Sire Name or ID Number       | No. Progeny | Max of Data Year2 | Adj Final Wt. | Ave. Disp. Score | Feed to Gain | Overall ADG | Hot Carcass Wt. | Dress % | Fat Cover | Ribeye Area | Yield Grade | % Low Choice or Better | % Upper 2/3 Choice or Better | Ind. Health Trts. | SPA Calf Value |
|---|------------|------------------------------|-------------|-------------------|---------------|------------------|--------------|-------------|-----------------|---------|-----------|-------------|-------------|------------------------|------------------------------|-------------------|----------------|
| William R Thomson & Family                      | ANAN       | YON Right Time 8422          | 31          | 2011              | 1089          | 2.09             | 6.63         | 3.42        | 676             | 61.6%   | 0.51      | 11.9        | 3.00        | 20.1%                  | 3.3%                         | \$5.10            | \$772.91       |
| William R Thomson & Family                      | ANAN       | YON Right Time 3960          | 40          | 2011              | 1134          | 2.31             | 6.67         | 3.23        | 699             | 61.6%   | 0.50      | 12.0        | 3.06        | 67.5%                  | 7.5%                         | \$6.37            | \$743.59       |
| Smalley Cattle Co - Robert Smalley              | ANAN       | Crutchfield Thunder          | 44          | 2011              | 1188          | 1.46             | 7.01         | 3.18        | 720             | 60.6%   | 0.52      | 12.0        | 3.16        | 70.5%                  | 11.4%                        | \$5.62            | \$806.31       |
| Ron & Todd Dunphy                               | ANAN       | Ironwood NL 487 NL 7512      | 26          | 2012              | 1158          | 1.69             | 5.97         | 3.27        | 722             | 62.3%   | 0.54      | 12.7        | 2.99        | 50.0%                  | 0.0%                         | \$23.30           | \$747.42       |
| Tri Tower Farms - Roger & Cale Jones            | ANAN       | Woodland Ambush RDA 51       | 44          | 2012              | 1141          | 1.66             | 7.17         | 3.18        | 704             | 61.7%   | 0.46      | 12.2        | 2.89        | 50.0%                  | 2.3%                         | \$0.00            | \$851.03       |
| UGA Wilkins Beef Unit                           | ANAN       | GDAR SVF Traveler 234D       | 5           | 2011              | 1181          | 1.35             | 6.24         | 3.40        | 717             | 60.8%   | 0.52      | 11.9        | 3.24        | 80.0%                  | 20.0%                        | \$5.22            | \$701.57       |
| Justin Swindler                                 | ANAN       | ONeills Expedition 478       | 28          | 2011              | 1163          | 1.54             | 6.45         | 3.28        | 709             | 61.0%   | 0.57      | 12.5        | 3.07        | 85.7%                  | 17.9%                        | \$7.54            | \$730.44       |
| Harris Livestock LLC                            | ANAN       | Ironwood Design 0350 5328    | 12          | 2011              | 1156          | 1.20             | 6.02         | 3.44        | 713             | 61.7%   | 0.54      | 11.7        | 3.34        | 91.7%                  | 16.7%                        | \$5.83            | \$675.74       |
| Whitestone Farm                                 | ANAN       | Duff Jetset 7122             | 14          | 2012              | 1133          | 1.67             | 8.17         | 2.90        | 700             | 61.8%   | 0.53      | 12.4        | 3.02        | 42.9%                  | 7.1%                         | \$2.72            | \$828.29       |
| Multiple Consignors                             | ANAN       | MENTOR                       | 5           | 2014              | 1249          | 1.83             | 7.22         | 3.23        | 768             | 61.4%   | 0.38      | 13.3        | 2.53        | 80.0%                  | 0.0%                         | \$48.73           | \$870.26       |
| Brian Hunt                                      | ANAN       | Low Gap 7152 0554            | 37          | 2011              | 1180          | 1.73             | 7.01         | 3.63        | 719             | 60.9%   | 0.48      | 12.3        | 2.94        | 70.3%                  | 13.5%                        | \$0.27            | \$835.49       |
| David Loutzenhiser                              | ANAN       | R M P Foreman 6067 06        | 67          | 2011              | 1147          | 1.89             | 7.08         | 2.96        | 702             | 61.2%   | 0.46      | 11.7        | 3.02        | 65.7%                  | 6.0%                         | \$7.84            | \$749.40       |
| Multiple Consignors                             | ANAN       | Morgans Direction 111 9901   | 24          | 2011              | 1141          | 1.62             | 7.33         | 2.97        | 714             | 61.6%   | 0.50      | 12.2        | 3.04        | 95.5%                  | 4.5%                         | \$6.22            | \$823.61       |
| Fred Adams                                      | ANAN       | V D A R Bushwacker 3055      | 7           | 2011              | 1175          | 1.35             | 6.51         | 3.52        | 727             | 61.9%   | 0.52      | 12.3        | 3.12        | 71.4%                  | 0.0%                         | \$3.44            | \$818.66       |
| Menefee, Dennis                                 | ANAN       | PVR Midland 818              | 5           | 2013              | 1094          | 1.75             | 5.96         | 3.65        | 671             | 61.3%   | 0.59      | 11.4        | 3.41        | 100.0%                 | 60.0%                        | \$8.30            | \$670.13       |
| Jon Groves                                      | ANAN       | Red Barn Krugerrand 182      | 14          | 2014              | 1207          | 1.61             | 6.18         | 3.29        | 746             | 61.8%   | 0.57      | 12.4        | 3.25        | 85.7%                  | 21.4%                        | \$1.57            | \$724.13       |
| Justin Swindler                                 | ANAN       | SydGen Liberty GA 8627       | 7           | 2014              | 1154          | 1.31             | 6.10         | 3.28        | 690             | 59.8%   | 0.41      | 12.3        | 2.64        | 71.4%                  | 42.9%                        | \$16.65           | \$728.71       |
| Cox Farm - Mike Cox                             | ANAN       | Sinclair Rito Impact 48x DGT | 5           | 2011              | 1075          | 1.52             | 5.81         | 3.58        | 661             | 61.5%   | 0.52      | 11.8        | 2.98        | 100.0%                 | 40.0%                        | \$9.88            | \$669.53       |
| Jones, Roger                                    | ANAN       | Woodland Objective T510 1110 | 23          | 2015              | 1181          | 1.65             | 7.02         | 3.16        | 718             | 60.8%   | 0.48      | 12.0        | 3.09        | 95.7%                  | 78.3%                        | \$1.09            | \$865.52       |
| Boyett Farms                                    | ANAN       | Boyett New Design 5050 1133  | 12          | 2014              | 1196          | 2.00             | 6.72         | 3.24        | 736             | 61.5%   | 0.48      | 13.2        | 2.73        | 91.7%                  | 16.7%                        | \$20.98           | \$820.35       |
| Kleeman Farms                                   | ANAN       | GLEONDA R133                 | 14          | 2011              | 1199          | 2.16             | 6.73         | 3.42        | 750             | 62.6%   | 0.47      | 12.8        | 2.91        | 64.3%                  | 14.3%                        | \$0.00            | \$787.79       |
| Oakalla Valley Partnership - Ron Alcorn         | ANAN       | SydGen Sterling 4096         | 6           | 2011              | 1160          | 2.10             | 6.06         | 3.13        | 710             | 61.2%   | 0.42      | 12.7        | 2.61        | 66.7%                  | 0.0%                         | \$0.00            | \$754.22       |
| Wayne Wagner                                    | ANAN       | Schurrtop WS 801 3603        | 7           | 2014              | 1189          | 1.49             | 6.63         | 3.74        | 728             | 61.3%   | 0.47      | 11.8        | 3.17        | 71.4%                  | 14.3%                        | \$0.00            | \$814.72       |
| Donnamead Farms - Marshall Williams             | ANAN       | K C F Bennett Performer      | 22          | 2011              | 1150          | 2.03             | 6.63         | 3.30        | 708             | 61.5%   | 0.46      | 12.6        | 2.74        | 50.0%                  | 0.0%                         | \$16.12           | \$777.91       |
| Multiple Consignors                             | ANAN       | Connealy Danny 5398          | 13          | 2011              | 1188          | 1.79             | 6.18         | 3.27        | 723             | 60.9%   | 0.39      | 12.3        | 2.74        | 69.2%                  | 7.7%                         | \$0.00            | \$779.23       |
| Multi-Consignor                                 | ANAN       | C V Predestined 228 817      | 12          | 2011              | 1105          | 1.64             | 6.77         | 3.23        | 671             | 60.7%   | 0.53      | 11.8        | 3.05        | 66.7%                  | 8.3%                         | \$0.00            | \$793.77       |
| WVU Reymann Mem. Farms                          | ANAN       | Fintry of Graham 76640       | 12          | 2014              | 1112          | 1.36             | 6.18         | 3.73        | 686             | 61.7%   | 0.53      | 12.0        | 3.08        | 75.0%                  | 8.3%                         | \$2.77            | \$686.79       |
| NW GA Res & Ed Ctr                              | ANAN       | WAF Strategy 1056            | 43          | 2011              | 1114          | 1.92             | 7.18         | 3.27        | 679             | 61.0%   | 0.59      | 11.1        | 3.50        | 90.7%                  | 32.6%                        | \$1.73            | \$762.55       |
| Zelinda Farm - Terry R Boggess                  | ANAN       | Brookwood Right Line 007     | 26          | 2011              | 1129          | 1.60             | 6.79         | 3.35        | 685             | 60.7%   | 0.47      | 11.6        | 3.02        | 50.0%                  | 11.5%                        | \$3.55            | \$780.43       |
| Dunphy, Tim                                     | ANAN       | Ironwood Daybreak 8317 0303  | 9           | 2012              | 1073          | 1.61             | 7.54         | 2.97        | 652             | 60.7%   | 0.49      | 11.9        | 2.86        | 88.9%                  | 22.2%                        | \$13.08           | \$757.45       |
| Michael P. Bennett - Parallise Properties, LLLP | ANAN       | YON Traveler S156            | 18          | 2011              | 1187          | 2.09             | 6.53         | 3.55        | 727             | 61.2%   | 0.54      | 12.0        | 3.24        | 72.2%                  | 0.0%                         | \$15.65           | \$777.61       |
| Multiple Consignors                             | ANAN       | WAF Grid Maker 644           | 87          | 2011              | 1128          | 2.22             | 7.15         | 2.97        | 691             | 61.3%   | 0.48      | 12.3        | 2.86        | 56.3%                  | 9.3%                         | \$4.59            | \$814.75       |
| Woodland Angus LLC                              | ANAN       | Woodland GB Objective 008 Et | 12          | 2012              | 1128          | 1.28             | 6.39         | 3.66        | 686             | 60.8%   | 0.68      | 11.6        | 3.69        | 75.0%                  | 33.3%                        | \$2.40            | \$633.89       |
| Rooty Creek Farm                                | ANAN       | Lemmon Net Worth X18         | 15          | 2014              | 1271          | 2.13             | 6.61         | 3.45        | 784             | 61.7%   | 0.50      | 13.1        | 2.98        | 66.7%                  | 0.0%                         | \$22.90           | \$830.67       |
| Smalley Cattle Co - Robert Smalley              | ANAN       | S C C Hyline Treasure        | 28          | 2011              | 1161          | 1.67             | 7.68         | 2.77        | 711             | 61.2%   | 0.43      | 11.9        | 2.91        | 60.7%                  | 3.6%                         | \$6.66            | \$827.86       |
| Harris Livestock LLC                            | ANAN       | Hayfields EXT 015-317        | 37          | 2014              | 1156          | 1.90             | 6.67         | 3.33        | 712             | 61.6%   | 0.57      | 11.8        | 3.33        | 73.0%                  | 27.0%                        | \$7.38            | \$730.61       |
| Dreher Angus                                    | ANAN       | Drehers New Day of 603       | 5           | 2013              | 1124          | 1.47             | 5.62         | 4.05        | 663             | 59.0%   | 0.57      | 11.6        | 3.18        | 80.0%                  | 20.0%                        | \$10.10           | \$660.59       |
| Multiple Consignors                             | ANAN       | G A R Progress               | 6           | 2014              | 1150          | 1.82             | 6.59         | 3.04        | 678             | 58.8%   | 0.44      | 11.6        | 2.89        | 66.7%                  | 16.7%                        | \$22.34           | \$769.12       |
| Burns Farms                                     | ANAN       | M A F Directive 883          | 13          | 2012              | 1259          | 1.76             | 5.78         | 3.80        | 768             | 61.0%   | 0.45      | 12.5        | 2.99        | 30.8%                  | 0.0%                         | \$20.03           | \$864.40       |
| Alvin Hunt - Hunt Farm                          | ANAN       | Polings Crossfire 305        | 10          | 2011              | 1205          | 1.33             | 6.74         | 3.36        | 738             | 61.2%   | 0.62      | 12.0        | 3.48        | 90.0%                  | 10.0%                        | \$43.29           | \$799.92       |
| Big Branch Cattle                               | ANAN       | FF Bennett 217 63            | 6           | 2011              | 1025          | 1.60             | 6.06         | 3.16        | 631             | 61.6%   | 0.50      | 11.7        | 2.91        | 100.0%                 | 0.0%                         | \$36.72           | \$722.06       |
| Steward Farm                                    | ANAN       | Lemmon EXT W310              | 13          | 2012              | 1137          | 1.64             | 6.45         | 3.00        | 709             | 62.3%   | 0.55      | 11.9        | 3.25        | 69.2%                  | 23.1%                        | \$31.48           | \$754.41       |
| Oakalla Valley Partnership - Ron Alcorn         | ANAN       | Grubbs Lutton 536            | 7           | 2011              | 1145          | 1.88             | 6.21         | 3.18        | 705             | 61.6%   | 0.45      | 11.9        | 3.00        | 71.4%                  | 0.0%                         | \$0.00            | \$740.95       |
| Stalnaker Farm - Greg Stalnaker                 | ANAN       | CAR Future Direction 581     | 9           | 2011              | 1092          | 1.75             | 6.58         | 3.07        | 658             | 60.3%   | 0.44      | 12.1        | 2.66        | 77.8%                  | 33.3%                        | \$22.97           | \$711.59       |
| Brian Hunt                                      | ANAN       | Low Gap 7152 0894            | 9           | 2011              | 1112          | 1.75             | 7.38         | 3.50        | 687             | 61.8%   | 0.59      | 11.8        | 3.33        | 55.6%                  | 0.0%                         | \$0.00            | \$790.98       |






**TriCounty Steer Carcass  
Futurity Cooperative  
53020 Hitchcock Ave.  
Lewis, IA 51544  
Ph.: 712-769-2600  
Fax: 712-769-2610**

## 2015 Sire Profit Summary - Progeny Averages


| Sire Owner or Consignor                   | Sire Breed | Sire Name or ID Number       | No. Progeny | Max of Data Year2 | Adj Final Wt. | Ave. Disp. Score | Feed to Gain | Overall ADG | Hot Carcass Wt. | Dress % | Fat Cover | Ribeye Area | Yield Grade | % Low Choice or Better | % Upper 2/3 Choice or Better | Ind. Health Trts. | SPA Calf Value |
|---|------------|------------------------------|-------------|-------------------|---------------|------------------|--------------|-------------|-----------------|---------|-----------|-------------|-------------|------------------------|------------------------------|-------------------|----------------|
| Kirby Welch                               | ANAN       | DAF Net Worth / 878 Ruby 904 | 23          | 2014              | 1086          | 1.95             | 6.99         | 2.90        | 670             | 61.7%   | 0.50      | 12.3        | 2.86        | 69.6%                  | 4.3%                         | \$25.00           | \$755.35       |
| NW GA Res & Ed Ctr                        | ANAN       | Hillside 338 3070            | 45          | 2011              | 1090          | 1.83             | 6.78         | 3.09        | 661             | 60.6%   | 0.50      | 11.6        | 3.05        | 75.6%                  | 17.8%                        | \$3.77            | \$747.47       |
| Jones Farm - Morgan Jones                 | ANAN       | Lemmon New Frontier M157     | 9           | 2011              | 1097          | 2.04             | 6.70         | 3.62        | 663             | 60.5%   | 0.50      | 11.6        | 3.03        | 77.8%                  | 11.1%                        | \$5.71            | \$757.12       |
| J&K's Birt Farms                          | ANAN       | M A R Grid Maker 3043        | 26          | 2014              | 1066          | 1.63             | 7.32         | 2.92        | 655             | 61.4%   | 0.51      | 11.5        | 3.08        | 65.4%                  | 7.7%                         | \$9.35            | \$775.85       |
| Jack M. McCauley                          | ANAN       | YON Future Direction P173    | 13          | 2011              | 1186          | 1.79             | 6.97         | 3.16        | 718             | 60.5%   | 0.50      | 11.8        | 3.20        | 61.5%                  | 7.7%                         | \$16.03           | \$796.65       |
| Harris Livestock LLC                      | ANAN       | JLM Midland 5308             | 10          | 2011              | 1176          | 1.73             | 5.72         | 3.80        | 706             | 60.0%   | 0.57      | 11.9        | 3.31        | 100.0%                 | 20.0%                        | \$13.80           | \$625.20       |
| Busch, Wayne                              | ANAN       | Werner Eagle Eye 0276        | 9           | 2014              | 1137          | 1.82             | 5.87         | 3.71        | 690             | 60.8%   | 0.48      | 12.2        | 2.84        | 33.3%                  | 0.0%                         | \$12.72           | \$752.65       |
| Mi Tierra Cattle Co - Dale & Janet Eppard | ANAN       | WCC Cupid 839                | 8           | 2011              | 1132          | 1.83             | 5.90         | 3.50        | 699             | 61.7%   | 0.38      | 12.0        | 2.67        | 25.0%                  | 0.0%                         | \$3.51            | \$695.51       |
| Randy Dreher                              | ANAN       | WPAF 454 New Day 403-537     | 7           | 2011              | 1097          | 1.45             | 7.15         | 3.22        | 672             | 61.3%   | 0.55      | 10.8        | 3.44        | 71.4%                  | 28.6%                        | \$2.57            | \$713.81       |
| William R. Thomson & Family               | ANAN       | HNR Special D 112            | 9           | 2014              | 1203          | 1.89             | 7.48         | 3.13        | 730             | 60.7%   | 0.51      | 12.1        | 3.19        | 77.8%                  | 22.2%                        | \$14.38           | \$752.07       |
| Rich Hall - Hall Angus                    | ANAN       | Black Woodlawn 2.0           | 6           | 2011              | 1067          | 1.42             | 8.62         | 2.25        | 658             | 61.7%   | 0.59      | 10.7        | 3.60        | 83.3%                  | 33.3%                        | \$0.00            | \$788.50       |
| Mi Tierra Cattle Co - Dale & Janet Eppard | ANAN       | CSC Retail Product 878       | 30          | 2011              | 1117          | 2.08             | 6.15         | 2.98        | 687             | 61.5%   | 0.40      | 12.1        | 2.70        | 36.7%                  | 0.0%                         | \$1.37            | \$706.44       |
| Diamond L Farms                           | ANAN       | DLF Right Objective 491      | 9           | 2013              | 1172          | 1.48             | 5.83         | 3.96        | 711             | 60.7%   | 0.54      | 12.4        | 3.04        | 100.0%                 | 33.3%                        | \$12.39           | \$796.86       |
| WVU Reymann Mem. Farms                    | ANAN       | WVU Game Plan 209 ET051      | 9           | 2014              | 1102          | 1.68             | 6.20         | 3.98        | 668             | 60.5%   | 0.58      | 11.4        | 3.31        | 44.4%                  | 0.0%                         | \$0.00            | \$650.65       |
| Schaffs Angus Valley                      | ANAN       | S A V Thunderbird 9061       | 5           | 2013              | 1206          | 1.27             | 7.51         | 3.44        | 746             | 61.9%   | 0.77      | 12.2        | 3.92        | 80.0%                  | 20.0%                        | \$1.23            | \$884.86       |
| NW GA Res & Ed Ctr                        | ANAN       | 21AR Outfitter 6032          | 5           | 2011              | 1236          | 1.60             | 7.93         | 3.12        | 744             | 60.1%   | 0.57      | 11.8        | 3.48        | 80.0%                  | 0.0%                         | \$15.15           | \$849.84       |
| Abraham Baldwin AG College Beef Herd      | ANAN       | Southern Objective 76128     | 12          | 2011              | 1187          | 1.29             | 6.07         | 3.56        | 719             | 60.5%   | 0.39      | 12.7        | 2.55        | 33.3%                  | 0.0%                         | \$42.13           | \$766.76       |
| Ron & Todd Dunphy                         | ANAN       | Exar New Design 1461         | 8           | 2012              | 1057          | 1.34             | 6.41         | 2.97        | 649             | 61.4%   | 0.48      | 11.4        | 2.97        | 50.0%                  | 12.5%                        | \$20.50           | \$722.62       |
| Walnut Hollow Ranch - Charles Kissling    | ANAN       | Rito 4F19 of Rita 9M5 FD     | 10          | 2011              | 1104          | 1.83             | 6.83         | 3.14        | 667             | 60.4%   | 0.61      | 11.5        | 3.37        | 90.0%                  | 10.0%                        | \$22.00           | \$712.75       |
| UGA Wilkins Beef Unit                     | ANAN       | UG Newslne 8514              | 5           | 2011              | 1084          | 1.45             | 6.72         | 3.08        | 668             | 61.7%   | 0.63      | 11.2        | 3.51        | 60.0%                  | 0.0%                         | \$24.44           | \$726.90       |
| Jon Lucas                                 | ANAN       | Galaxy Consensus 2568        | 5           | 2014              | 1146          | 1.90             | 7.05         | 3.17        | 686             | 59.9%   | 0.45      | 12.1        | 2.83        | 40.0%                  | 20.0%                        | \$25.93           | \$798.28       |
| Tim Barnes                                | ANAN       | SAR Total 8301               | 13          | 2011              | 1086          | 2.12             | 6.06         | 3.14        | 645             | 59.4%   | 0.40      | 11.8        | 2.65        | 69.2%                  | 0.0%                         | \$0.00            | \$709.59       |
| Oak Ridge Ranch, LLC                      | ANAN       | Gibbs 0630X An Mis 720J      | 6           | 2014              | 1073          | 1.54             | 6.40         | 3.07        | 655             | 61.0%   | 0.40      | 12.0        | 2.62        | 33.3%                  | 0.0%                         | \$34.82           | \$735.84       |
| <b>Red Angus Sires</b>                    |            |                              |             |                   |               |                  |              |             |                 |         |           |             |             |                        |                              |                   |                |
| D M Pitts                                 | ARAR       | LJC MISSION STATEMENT P27    | 5           | 2011              | 1286          | 1.53             | 6.56         | 3.60        | 789             | 61.4%   | 0.49      | 13.0        | 3.10        | 80.0%                  | 0.0%                         | \$0.00            | \$837.62       |
| Red Hill Farms - Bart & Sarah Jones       | ARAR       | 1BWJ JULIAN 17P              | 13          | 2011              | 1269          | 1.83             | 6.59         | 3.46        | 799             | 62.9%   | 0.54      | 13.0        | 3.20        | 92.3%                  | 7.7%                         | \$4.37            | \$833.45       |
| JanBil Farms - Bill Nutt                  | ARAR       | STALBURN KINDLE 10K          | 5           | 2011              | 1254          | 1.28             | 6.60         | 3.38        | 763             | 60.8%   | 0.41      | 12.5        | 2.86        | 100.0%                 | 60.0%                        | \$22.04           | \$806.63       |
| JanBil Farms - Bill Nutt                  | ARAR       | BUF CRK MAJOR S522           | 24          | 2011              | 1192          | 2.11             | 6.44         | 3.42        | 737             | 61.8%   | 0.46      | 12.6        | 2.89        | 83.3%                  | 25.0%                        | \$13.52           | \$724.14       |
| Stonegate Farm - Bob Neligan              | ARAR       | BULL HILL DOWNPOUR 5138      | 23          | 2011              | 1230          | 1.54             | 6.13         | 3.63        | 761             | 61.9%   | 0.44      | 12.5        | 2.93        | 43.5%                  | 0.0%                         | \$4.22            | \$828.46       |
| Kunkel Farms - Dale Kunkel                | ARAR       | 5L NORSEMAN KING 2291        | 8           | 2013              | 1193          | 1.99             | 6.32         | 3.45        | 738             | 61.9%   | 0.49      | 12.8        | 2.92        | 87.5%                  | 0.0%                         | \$14.26           | \$720.85       |
| Todd Dunphy                               | ARAR       | BATTERSONS 36S               | 19          | 2012              | 1146          | 1.92             | 6.03         | 3.13        | 708             | 61.8%   | 0.45      | 12.4        | 2.79        | 84.2%                  | 5.3%                         | \$19.97           | \$734.04       |
| Todd Dunphy                               | ARAR       | BATTERSON CHEYENNE 36U       | 8           | 2012              | 1148          | 1.64             | 6.56         | 3.17        | 706             | 61.5%   | 0.51      | 12.6        | 2.84        | 50.0%                  | 12.5%                        | \$17.19           | \$753.26       |
| Todd Dunphy                               | ARAR       | LSFR PURE COUNTRY 36T        | 5           | 2012              | 1112          | 1.40             | 6.52         | 3.26        | 676             | 60.8%   | 0.51      | 12.2        | 2.87        | 60.0%                  | 20.0%                        | \$0.00            | \$705.29       |
| Gary Nilan                                | ARAR       | CRAW CRK KINDLE 0913         | 9           | 2013              | 1268          | 1.78             | 6.85         | 3.78        | 789             | 62.3%   | 0.54      | 12.3        | 3.38        | 55.6%                  | 11.1%                        | \$3.23            | \$795.53       |
| JanBil Farms - Bill Nutt                  | ARAR       | Chercan4912                  | 23          | 2011              | 1133          | 1.45             | 6.26         | 3.22        | 697             | 61.5%   | 0.44      | 12.6        | 2.68        | 100.0%                 | 52.2%                        | \$2.58            | \$735.81       |
| Jay Price                                 | ARAR       | RED HILL 10P JULIAN 51S      | 16          | 2011              | 1198          | 2.10             | 6.30         | 3.28        | 746             | 62.2%   | 0.52      | 12.8        | 3.00        | 68.8%                  | 12.5%                        | \$20.73           | \$778.83       |
| Todd Dunphy                               | ARAR       | BATTERSON E-TRAIN 40R        | 16          | 2012              | 1189          | 1.92             | 6.14         | 3.39        | 728             | 61.2%   | 0.49      | 12.3        | 3.06        | 50.0%                  | 6.3%                         | \$30.52           | \$739.15       |
| JanBil Farms - Bill Nutt                  | ARAR       | LCHMN PROGENATOR 1047H       | 10          | 2011              | 1169          | 1.62             | 6.16         | 3.48        | 708             | 60.6%   | 0.47      | 12.3        | 2.86        | 60.0%                  | 20.0%                        | \$9.41            | \$700.23       |
| Keuper Farms, LLC                         | ARAR       | CATM 839L BO623              | 6           | 2013              | 1190          | 1.67             | 5.95         | 3.67        | 733             | 61.5%   | 0.43      | 12.0        | 2.97        | 66.7%                  | 0.0%                         | \$33.61           | \$705.54       |
| Red Hill Farms - Bart & Sarah Jones       | ARAR       | RED HILL 17P JULIAN 101S     | 5           | 2011              | 1236          | 1.88             | 5.99         | 3.89        | 753             | 60.9%   | 0.53      | 13.1        | 2.94        | 60.0%                  | 20.0%                        | \$23.56           | \$757.45       |
| Jay Price                                 | ARAR       | RED HILL B571 JULIAN 32R     | 17          | 2011              | 1175          | 2.28             | 6.58         | 3.28        | 733             | 62.3%   | 0.53      | 13.1        | 2.85        | 52.9%                  | 0.0%                         | \$4.80            | \$816.93       |
| Keuper Farms, LLC                         | ARAR       | CATM 839L B O 623            | 12          | 2014              | 1246          | 1.79             | 6.90         | 3.39        | 753             | 60.4%   | 0.45      | 11.8        | 3.11        | 58.3%                  | 0.0%                         | \$39.14           | \$776.95       |
| JanBil Farms                              | ARAR       | MONTVUE S008 PACKER W504     | 13          | 2013              | 1147          | 1.88             | 5.67         | 3.87        | 708             | 61.8%   | 0.42      | 13.3        | 2.42        | 46.2%                  | 7.7%                         | \$2.58            | \$669.41       |
| 9 Red Hill Farms - Bart & Sarah Jones     | ARAR       | BUF CRK ROMEO L081           | 6           | 2011              | 1181          | 1.42             | 6.82         | 3.28        | 712             | 60.2%   | 0.54      | 11.8        | 3.14        | 66.7%                  | 16.7%                        | \$0.00            | \$793.59       |



**TriCounty Steer Carcass  
Futurity Cooperative  
53020 Hitchcock Ave.  
Lewis, IA 51544  
Ph.: 712-769-2600  
Fax: 712-769-2610**

## 2015 Sire Profit Summary - Progeny Averages


| Sire Owner or Consignor              | Sire Breed | Sire Name or ID Number       | No. Progeny | Max of Data Year2 | Adj Final Wt. | Ave. Disp. Score | Feed to Gain | Overall ADG | Hot Carcass Wt. | Dress % | Fat Cover | Ribeye Area | Yield Grade | % Low Choice or Better | % Upper 2/3 Choice or Better | Ind. Health Trts. | SPA Calf Value |
|--------------------------------------|------------|------------------------------|-------------|-------------------|---------------|------------------|--------------|-------------|-----------------|---------|-----------|-------------|-------------|------------------------|------------------------------|-------------------|----------------|
| Kunkel Farms - Dale Kunkel           | ARAR       | PERKS ADVANCE 121R           | 5           | 2011              | 1174          | 1.43             | 5.87         | 3.60        | 708             | 60.3%   | 0.42      | 12.4        | 2.70        | 40.0%                  | 0.0%                         | \$0.00            | \$693.37       |
| Red Hill Farms - Bart & Sarah Jones  | ARAR       | BUF CRK NICE'N EASY T189     | 17          | 2014              | 1151          | 2.02             | 6.61         | 3.23        | 706             | 61.3%   | 0.54      | 12.4        | 3.05        | 94.1%                  | 5.9%                         | \$20.59           | \$753.37       |
| Shelton Farm                         | ARAR       | MVK T272 BANK STATEMENT X583 | 11          | 2014              | 1080          | 1.63             | 6.05         | 3.34        | 651             | 60.3%   | 0.42      | 11.7        | 2.74        | 72.7%                  | 0.0%                         | \$7.38            | \$687.68       |
| Shelton Farm                         | ARAR       | CRAW CRK MONEYMAKER 0903     | 21          | 2014              | 1133          | 1.59             | 6.17         | 3.53        | 695             | 61.3%   | 0.47      | 11.9        | 3.01        | 60.0%                  | 5.0%                         | \$2.39            | \$707.00       |
| Sandy Acres Ranch                    | ARAR       | RED HILL 442 LANCER 6R       | 32          | 2011              | 1123          | 1.89             | 6.66         | 3.12        | 678             | 60.3%   | 0.52      | 12.0        | 2.96        | 65.6%                  | 6.3%                         | \$16.73           | \$744.53       |
| Waukaru Polled Shorthorns            | ARAR       | LCOC MISSION 1403U           | 9           | 2011              | 1159          | 1.74             | 6.12         | 3.40        | 701             | 60.5%   | 0.41      | 12.3        | 2.63        | 33.3%                  | 0.0%                         | \$18.11           | \$651.90       |
| Kunkel Farms - Dale Kunkel           | ARAR       | OSAGE 5358                   | 8           | 2011              | 1112          | 1.99             | 5.69         | 3.37        | 676             | 60.8%   | 0.49      | 12.4        | 2.75        | 62.5%                  | 0.0%                         | \$5.77            | \$678.56       |
| <b>Brangus Sires</b>                 |            |                              |             |                   |               |                  |              |             |                 |         |           |             |             |                        |                              |                   |                |
| MS University - Jane Parrish         | BNBN       | 341                          | 5           | 2012              | 1391          | 1.82             | 6.27         | 3.95        | 866             | 62.3%   | 0.41      | 13.6        | 2.89        | 80.0%                  | 0.0%                         | \$6.07            | \$909.45       |
| MS University - Jane Parrish         | BNBN       | 5103                         | 12          | 2012              | 1462          | 1.77             | 6.66         | 4.29        | 894             | 61.2%   | 0.54      | 13.0        | 3.57        | 75.0%                  | 8.3%                         | \$1.28            | \$965.71       |
| MS University - Jane Parrish         | BNBN       | R12U                         | 13          | 2012              | 1352          | 1.73             | 6.30         | 4.20        | 830             | 61.3%   | 0.48      | 13.0        | 3.17        | 53.8%                  | 0.0%                         | \$5.05            | \$900.28       |
| MS University - Jane Parrish         | BNBN       | 504R7                        | 6           | 2012              | 1280          | 1.89             | 6.38         | 3.81        | 795             | 62.1%   | 0.47      | 12.3        | 3.18        | 83.3%                  | 16.7%                        | \$0.00            | \$868.47       |
| MAFES - Brown Loam Exp. Station      | BNBN       | 501U                         | 19          | 2013              | 1383          | 2.39             | 6.32         | 4.62        | 849             | 61.4%   | 0.61      | 12.6        | 3.73        | 52.6%                  | 5.3%                         | \$15.47           | \$843.02       |
| MS University - Jane Parrish         | BNBN       | 3145                         | 7           | 2012              | 1344          | 1.95             | 6.73         | 3.69        | 818             | 60.9%   | 0.52      | 12.6        | 3.36        | 85.7%                  | 0.0%                         | \$9.75            | \$929.46       |
| <b>Charolais Sires</b>               |            |                              |             |                   |               |                  |              |             |                 |         |           |             |             |                        |                              |                   |                |
| Gary Mallett                         | CHCH       | RF X-RATED 073 P             | 5           | 2013              | 1322          | 1.35             | 6.01         | 3.64        | 834             | 63.0%   | 0.38      | 14.4        | 2.51        | 60.0%                  | 0.0%                         | \$25.91           | \$775.63       |
| Harmon Charolais - Richard Harmon    | CHCH       | HC LUNCHTIME 210             | 11          | 2014              | 1318          | 1.70             | 6.79         | 3.34        | 809             | 61.6%   | 0.50      | 13.6        | 2.96        | 100.0%                 | 0.0%                         | \$59.02           | \$776.42       |
| Gary Mallett                         | CHCH       | WC BLEND 9034                | 14          | 2011              | 1270          | 1.68             | 5.99         | 3.37        | 794             | 62.5%   | 0.33      | 15.2        | 1.92        | 57.1%                  | 0.0%                         | \$0.00            | \$764.37       |
| Multiple Consignors                  | CHCH       | VPI FREE LUNCH 708T          | 7           | 2014              | 1340          | 1.75             | 6.22         | 3.70        | 824             | 61.5%   | 0.52      | 14.4        | 2.84        | 100.0%                 | 0.0%                         | \$34.61           | \$805.88       |
| Multiple Consignors                  | CHCH       | NWMSU DOC SILVER 362 PLD     | 22          | 2011              | 1202          | 1.27             | 7.34         | 3.07        | 743             | 61.8%   | 0.45      | 12.8        | 2.81        | 45.5%                  | 0.0%                         | \$0.00            | \$867.73       |
| Gary Mallett                         | CHCH       | THF DUSTER OFTROJAN328ET     | 10          | 2011              | 1278          | 2.25             | 6.15         | 3.25        | 797             | 62.4%   | 0.35      | 14.1        | 2.22        | 10.0%                  | 0.0%                         | \$2.15            | \$820.11       |
| UGA Wilkins Beef Unit                | CHCH       | LT BLUEGRASS 4017 P          | 5           | 2011              | 1207          | 1.58             | 5.79         | 3.66        | 738             | 61.1%   | 0.46      | 13.2        | 2.66        | 100.0%                 | 0.0%                         | \$0.00            | \$767.14       |
| Harmon Charolais - Richard Harmon    | CHCH       | HC KOJACKSON 922             | 7           | 2011              | 1313          | 1.50             | 5.59         | 3.52        | 817             | 62.2%   | 0.34      | 14.6        | 2.20        | 0.0%                   | 0.0%                         | \$6.01            | \$766.82       |
| Harmon Charolais - Richard Harmon    | CHCH       | WR GOOD STUFF T641           | 9           | 2014              | 1235          | 1.19             | 6.07         | 3.34        | 761             | 61.7%   | 0.28      | 14.4        | 1.88        | 22.2%                  | 0.0%                         | \$50.42           | \$746.69       |
| Buckles Farms - Jason & Bill Buckles | CHCH       | Snowman                      | 50          | 2014              | 1166          | 1.93             | 6.43         | 3.08        | 720             | 61.7%   | 0.56      | 12.7        | 3.06        | 88.0%                  | 26.0%                        | \$18.18           | \$751.12       |
| Harmon Charolais - Richard Harmon    | CHCH       | HC MR STUFFER 017            | 10          | 2012              | 1128          | 1.45             | 6.34         | 3.03        | 699             | 62.0%   | 0.32      | 12.5        | 2.30        | 30.0%                  | 0.0%                         | \$43.79           | \$714.61       |
| Harmon Charolais - Richard Harmon    | CHCH       | HC FIRST CHOICE 829          | 7           | 2011              | 1218          | 1.86             | 6.12         | 3.05        | 747             | 61.4%   | 0.26      | 12.6        | 2.39        | 0.0%                   | 0.0%                         | \$0.00            | \$764.90       |
| Harmon Charolais - Richard Harmon    | CHCH       | HC STUFFER 101               | 6           | 2013              | 1142          | 1.58             | 6.06         | 3.15        | 703             | 61.5%   | 0.32      | 13.1        | 2.16        | 16.7%                  | 0.0%                         | \$55.16           | \$724.17       |
| <b>Gelbvieh Sires</b>                |            |                              |             |                   |               |                  |              |             |                 |         |           |             |             |                        |                              |                   |                |
| Dale Taylor                          | GVGV       | RTEX 232M ET                 | 5           | 2013              | 1341          | 1.55             | 6.59         | 3.44        | 826             | 61.6%   | 0.38      | 14.4        | 2.45        | 40.0%                  | 0.0%                         | \$6.67            | \$792.47       |
| Bart Renkoski                        | GVGV       | HRRF 50P                     | 62          | 2014              | 1223          | 1.84             | 6.49         | 3.24        | 758             | 62.0%   | 0.41      | 13.2        | 2.60        | 75.8%                  | 0.0%                         | \$15.35           | \$771.68       |
| Highland Rim Res & Educ Center       | GVGV       | JBOB CAROLINA CPR            | 8           | 2013              | 1296          | 1.86             | 6.25         | 3.79        | 806             | 62.2%   | 0.47      | 12.6        | 3.17        | 87.5%                  | 50.0%                        | \$26.40           | \$836.71       |
| Gerald Eggerman                      | GVGV       | HRRF 60U                     | 5           | 2011              | 1271          | 2.03             | 6.17         | 3.25        | 782             | 61.5%   | 0.44      | 13.3        | 2.77        | 60.0%                  | 20.0%                        | \$0.00            | \$779.06       |
| Brock Farm - Gary R. Brock           | GVGV       | MR GREEN 8027P               | 8           | 2011              | 1237          | 2.19             | 5.96         | 3.58        | 765             | 61.8%   | 0.54      | 12.8        | 3.18        | 100.0%                 | 25.0%                        | \$36.95           | \$742.74       |
| Charles Ryherd                       | GVGV       | STF BIG STITCH 94K           | 17          | 2011              | 1267          | 1.94             | 6.53         | 3.33        | 774             | 61.0%   | 0.29      | 13.7        | 2.12        | 35.3%                  | 0.0%                         | \$0.27            | \$847.91       |
| Dale Taylor                          | GVGV       | TJB 823T PINBALL 110X ET     | 11          | 2013              | 1272          | 2.10             | 6.67         | 3.42        | 782             | 61.4%   | 0.39      | 13.3        | 2.64        | 36.4%                  | 0.0%                         | \$26.08           | \$784.88       |
| William R Thomson & Family           | GVGV       | PLD NITRO                    | 11          | 2011              | 1147          | 3.17             | 6.21         | 3.34        | 707             | 61.7%   | 0.43      | 12.4        | 2.78        | 81.8%                  | 0.0%                         | \$0.00            | \$718.16       |
| B/F Cattle Co.                       | GVGV       | B/F 9734X                    | 7           | 2012              | 1210          | 1.46             | 5.85         | 3.91        | 744             | 61.4%   | 0.43      | 13.6        | 2.44        | 0.0%                   | 0.0%                         | \$4.85            | \$759.05       |
| William R Thomson & Family           | GVGV       | BOON PLD NITRO               | 32          | 2011              | 1155          | 2.19             | 6.97         | 2.99        | 714             | 61.9%   | 0.46      | 12.5        | 2.78        | 18.8%                  | 0.0%                         | \$4.68            | \$781.46       |
| Tony Taylor                          | GVGV       | AMAZIN S803                  | 38          | 2013              | 1287          | 1.49             | 6.50         | 3.23        | 797             | 61.9%   | 0.38      | 14.6        | 2.21        | 13.2%                  | 0.0%                         | \$41.96           | \$846.06       |
| Chuck Padgett                        | GVGV       | LAZY TV SAM U451             | 5           | 2013              | 1266          | 1.33             | 6.42         | 3.38        | 763             | 60.2%   | 0.32      | 14.5        | 1.97        | 80.0%                  | 20.0%                        | \$25.70           | \$811.84       |
| 10 Mose Mock - Mock Farm             | GVGV       | MCJ RJ UNIVERSE 439R         | 7           | 2011              | 1148          | 1.40             | 6.25         | 3.40        | 703             | 61.2%   | 0.54      | 12.3        | 3.06        | 85.7%                  | 14.3%                        | \$23.09           | \$700.61       |



**TriCounty Steer Carcass  
Futurity Cooperative  
53020 Hitchcock Ave.  
Lewis, IA 51544  
Ph.: 712-769-2600  
Fax: 712-769-2610**

## 2015 Sire Profit Summary - Progeny Averages

| Sire Owner or Consignor                         | Sire Breed | Sire Name or ID Number         | No. Progeny | Max of Data Year2 | Adj Final Wt. | Ave. Disp. Score | Feed to Gain | Overall ADG | Hot Carcass Wt. | Dress % | Fat Cover | Ribeye Area | Yield Grade | % Low Choice or Better | % Upper 2/3 Choice or Better | Ind. Health Trts. | SPA Calf Value |
|---|------------|--------------------------------|-------------|-------------------|---------------|------------------|--------------|-------------|-----------------|---------|-----------|-------------|-------------|------------------------|------------------------------|-------------------|----------------|
| <b>Hereford Sires</b>                           |            |                                |             |                   |               |                  |              |             |                 |         |           |             |             |                        |                              |                   |                |
| Innisfail Farm - Whitey Hunt                    | HH         | KJ HVH 33N REDEEM 485T ET      | 5           | 2013              | 1384          | 1.47             | 6.59         | 3.59        | 843             | 60.9%   | 0.58      | 13.1        | 3.43        | 100.0%                 | 80.0%                        | \$19.80           | \$913.33       |
| Innisfail Farm - Whitey Hunt                    | HH         | WHITEHAWK 330 BEEFMAKER 923X   | 5           | 2014              | 1373          | 1.00             | 7.56         | 3.40        | 853             | 62.1%   | 0.61      | 12.7        | 3.65        | 100.0%                 | 20.0%                        | \$0.00            | \$940.75       |
| Flying W Ranch - Scott White                    | HH         | CJH HARLAND 408                | 10          | 2014              | 1285          | 1.72             | 7.16         | 3.74        | 810             | 62.9%   | 0.66      | 13.1        | 3.56        | 70.0%                  | 10.0%                        | \$3.14            | \$819.82       |
| Knoxville Livestock                             | HH         | HD 279R RAM 821                | 6           | 2012              | 1222          | 1.88             | 6.14         | 3.60        | 755             | 61.9%   | 0.44      | 13.2        | 2.69        | 33.3%                  | 0.0%                         | \$24.18           | \$795.58       |
| Peak View Ranch                                 | HH         | DD EAGLE OLIVER 915            | 13          | 2014              | 1210          | 1.27             | 6.20         | 3.48        | 736             | 60.8%   | 0.52      | 12.1        | 3.19        | 46.2%                  | 0.0%                         | \$0.00            | \$672.62       |
| Allan Shumaker                                  | HH         | AWS SOUNDER 434                | 14          | 2012              | 1170          | 2.02             | 6.83         | 3.62        | 720             | 61.5%   | 0.64      | 12.5        | 3.31        | 71.4%                  | 35.7%                        | \$15.89           | \$773.95       |
| David Loutzenhiser                              | HH         | KCF BENNETT 9126J S100         | 10          | 2013              | 1215          | 1.28             | 5.98         | 3.38        | 738             | 60.7%   | 0.48      | 11.9        | 3.17        | 100.0%                 | 30.0%                        | \$4.95            | \$728.24       |
| Maple Springs Farm - Marvin Schaefer            | HH         | EFBEEF X620 BEEF4 Z081         | 6           | 2014              | 1194          | 1.11             | 6.97         | 3.45        | 732             | 61.3%   | 0.66      | 12.7        | 3.37        | 100.0%                 | 16.7%                        | \$5.60            | \$796.94       |
| WW Farm and Forge                               | HH         | THR THOR 4029                  | 5           | 2013              | 1313          | 1.92             | 6.48         | 3.76        | 817             | 62.2%   | 0.57      | 13.3        | 3.22        | 80.0%                  | 0.0%                         | \$23.70           | \$844.26       |
| Multiple Consignors                             | HH         | LJR MSU 95N SANKEY 55Y         | 8           | 2014              | 1231          | 1.58             | 7.12         | 3.10        | 766             | 62.2%   | 0.46      | 13.0        | 2.86        | 25.0%                  | 0.0%                         | \$29.26           | \$839.78       |
| Allan Shumaker                                  | HH         | AWS SOUNDER 504                | 10          | 2012              | 1209          | 1.79             | 6.82         | 3.64        | 734             | 60.7%   | 0.66      | 12.2        | 3.48        | 40.0%                  | 20.0%                        | \$28.49           | \$775.71       |
| Abraham Baldwin AG College Beef Herd            | HH         | GV DIMENSION VIC 5035 X597     | 26          | 2014              | 1297          | 1.66             | 6.92         | 3.49        | 800             | 61.7%   | 0.59      | 12.6        | 3.52        | 88.5%                  | 11.5%                        | \$31.07           | \$836.26       |
| Kenneth Buchanan                                | HH         | LJR 023R UTAH 365U             | 7           | 2014              | 1216          | 1.42             | 7.13         | 3.11        | 754             | 62.0%   | 0.47      | 13.2        | 2.79        | 0.0%                   | 0.0%                         | \$18.98           | \$851.12       |
| Multiple Consignors                             | HH         | UPS DOMINO 3027                | 6           | 2014              | 1269          | 1.46             | 6.33         | 3.76        | 778             | 61.3%   | 0.60      | 12.4        | 3.52        | 100.0%                 | 16.7%                        | \$43.76           | \$781.29       |
| Innisfail Farm - Whitey Hunt                    | HH         | EFBEEF N093 PROFICIENT X638 ET | 9           | 2013              | 1360          | 2.04             | 6.70         | 3.60        | 832             | 61.2%   | 0.71      | 13.3        | 3.68        | 77.8%                  | 11.1%                        | \$6.28            | \$902.66       |
| Allan Shumaker                                  | HH         | AWS CACHET 840                 | 10          | 2012              | 1159          | 1.96             | 6.95         | 3.46        | 717             | 61.8%   | 0.65      | 12.0        | 3.47        | 50.0%                  | 0.0%                         | \$20.36           | \$779.80       |
| Maple Springs Farm - Marvin Schaefer            | HH         | EF SCHU-LAR P340 OF 009K K376  | 6           | 2014              | 1123          | 1.04             | 6.57         | 3.36        | 694             | 61.8%   | 0.66      | 12.5        | 3.24        | 50.0%                  | 0.0%                         | \$0.00            | \$712.99       |
| UGA Wilkins Beef Unit                           | HH         | UG VIC K16 6214                | 7           | 2011              | 1141          | 1.50             | 6.12         | 3.30        | 698             | 61.1%   | 0.49      | 11.8        | 3.07        | 100.0%                 | 0.0%                         | \$0.00            | \$759.05       |
| Cox Farm - Mike Cox                             | HH         | BRP ADVANTAGE T121 920         | 6           | 2011              | 1117          | 1.79             | 5.96         | 3.69        | 679             | 60.7%   | 0.56      | 11.7        | 3.26        | 83.3%                  | 33.3%                        | \$20.69           | \$679.84       |
| Charles Rosenkrans                              | HH         | FTF CLASS ACT 034X             | 12          | 2014              | 1234          | 1.26             | 7.45         | 2.93        | 761             | 61.7%   | 0.42      | 12.5        | 2.88        | 41.7%                  | 0.0%                         | \$40.47           | \$804.27       |
| Keuper Farms, LLC                               | HH         | RHA 517 HUMMER 19X             | 10          | 2014              | 1264          | 1.99             | 6.48         | 3.54        | 762             | 60.3%   | 0.47      | 12.4        | 3.03        | 40.0%                  | 0.0%                         | \$31.14           | \$755.22       |
| Knoxville Livestock                             | HH         | RR AIR RANGER 20X YI40         | 21          | 2012              | 1183          | 1.58             | 6.45         | 3.59        | 725             | 61.3%   | 0.58      | 12.6        | 3.14        | 14.3%                  | 0.0%                         | \$22.76           | \$794.74       |
| Peak View Ranch                                 | HH         | NEONCAVE 104                   | 10          | 2013              | 1125          | 1.65             | 6.46         | 3.34        | 692             | 61.6%   | 0.62      | 11.2        | 3.60        | 30.0%                  | 0.0%                         | \$0.15            | \$609.03       |
| Innisfail Farm - Whitey Hunt                    | HH         | FELTONS MAGNUM 434             | 19          | 2011              | 1188          | 1.54             | 6.89         | 3.05        | 731             | 61.6%   | 0.59      | 12.0        | 3.41        | 68.4%                  | 0.0%                         | \$7.45            | \$842.71       |
| Highland Rim Res & Educ Center                  | HH         | EFA DOMINO BUILDER             | 7           | 2013              | 1324          | 1.25             | 6.41         | 3.90        | 799             | 60.3%   | 0.56      | 12.4        | 3.40        | 100.0%                 | 14.3%                        | \$45.66           | \$868.58       |
| Allan Shumaker                                  | HH         | AWS STEWART 623                | 6           | 2012              | 1107          | 2.01             | 6.61         | 3.45        | 677             | 61.2%   | 0.59      | 11.4        | 3.36        | 0.0%                   | 0.0%                         | \$18.17           | \$712.12       |
| Innisfail Farm - Whitey Hunt                    | HH         | KCF BENNETT R413 U620          | 13          | 2014              | 1198          | 1.46             | 7.18         | 3.10        | 731             | 61.0%   | 0.58      | 12.0        | 3.31        | 69.2%                  | 15.4%                        | \$17.76           | \$870.71       |
| Innisfail Farm - Whitey Hunt                    | HH         | WHITEHAWK 10H BEEFMAKER 929X   | 7           | 2013              | 1337          | 1.52             | 6.92         | 3.59        | 819             | 61.3%   | 0.71      | 12.3        | 4.03        | 85.7%                  | 14.3%                        | \$18.61           | \$869.43       |
| Innisfail Farm - Whitey Hunt                    | HH         | INNISFAIL 434 9P               | 21          | 2011              | 1206          | 1.41             | 7.27         | 2.93        | 730             | 60.5%   | 0.57      | 12.1        | 3.28        | 66.7%                  | 4.8%                         | \$1.62            | \$870.64       |
| Innisfail Farm - Whitey Hunt                    | HH         | FELTONS RESPECT 637            | 19          | 2011              | 1216          | 1.61             | 7.42         | 2.98        | 741             | 61.0%   | 0.56      | 12.0        | 3.35        | 52.6%                  | 0.0%                         | \$1.94            | \$858.24       |
| Ken Stephens                                    | HH         | WCC 719T 908 VICTOR 400Y ET    | 7           | 2013              | 1202          | 1.35             | 5.71         | 3.61        | 718             | 59.7%   | 0.42      | 12.1        | 2.81        | 57.1%                  | 14.3%                        | \$7.48            | \$737.23       |
| Zelinda Farm - Terry R Boggess                  | HH         | ZF TLM 157H HIGHWAY Z578       | 9           | 2011              | 1153          | 1.30             | 6.68         | 3.52        | 706             | 61.2%   | 0.54      | 11.6        | 3.28        | 77.8%                  | 0.0%                         | \$6.67            | \$776.16       |
| Michael P. Bennett - Parallise Properties, LLLP | HH         | DH ADVANCE 545                 | 11          | 2011              | 1272          | 1.23             | 6.26         | 3.49        | 770             | 60.6%   | 0.44      | 12.1        | 3.10        | 27.3%                  | 0.0%                         | \$50.90           | \$771.95       |
| Innisfail Farm - Whitey Hunt                    | HH         | KCF BENNETT M326 T350          | 9           | 2011              | 1176          | 1.50             | 7.42         | 2.94        | 724             | 61.6%   | 0.57      | 12.2        | 3.22        | 66.7%                  | 0.0%                         | \$3.13            | \$878.74       |
| Stonegate Farm - Bob Neligan                    | HH         | BOYD NEW STANDARD 6070         | 10          | 2014              | 1174          | 1.30             | 6.75         | 3.48        | 713             | 60.7%   | 0.51      | 12.2        | 3.07        | 50.0%                  | 0.0%                         | \$4.45            | \$777.49       |
| Multiple Consignors                             | HH         | ANHINGA VIC S84 K16            | 10          | 2011              | 1180          | 1.53             | 7.21         | 3.03        | 714             | 60.6%   | 0.52      | 12.0        | 3.13        | 50.0%                  | 10.0%                        | \$9.50            | \$791.80       |
| Zelinda Farm - Terry R Boggess                  | HH         | ZF M33 MARSHALL Z5117          | 5           | 2011              | 1124          | 1.53             | 7.64         | 3.14        | 690             | 61.3%   | 0.54      | 11.1        | 3.31        | 60.0%                  | 0.0%                         | \$0.00            | \$806.48       |
| Zelinda Farm - Terry R Boggess                  | HH         | ZF 517 ALL FRANK Z681          | 22          | 2011              | 1168          | 1.18             | 7.69         | 3.19        | 692             | 59.3%   | 0.50      | 11.5        | 3.18        | 59.1%                  | 4.5%                         | \$0.00            | \$857.53       |
| Matt Adams                                      | HH         | JMS VICTOR 745 059             | 21          | 2014              | 1234          | 1.34             | 7.49         | 3.18        | 752             | 61.0%   | 0.51      | 12.4        | 3.14        | 61.9%                  | 4.8%                         | \$33.89           | \$894.48       |
| Mike & Becky Simpson                            | HH         | R PUCKSTER III 5080            | 8           | 2014              | 1153          | 1.24             | 6.44         | 3.27        | 701             | 60.8%   | 0.54      | 11.7        | 3.25        | 50.0%                  | 0.0%                         | \$25.53           | \$718.71       |
| Jay B. Kerr                                     | HH         | FTF FABRICATOR 1230Y           | 6           | 2014              | 1149          | 1.32             | 6.27         | 3.35        | 695             | 60.6%   | 0.47      | 12.1        | 2.87        | 66.7%                  | 0.0%                         | \$19.08           | \$751.24       |
| Innisfail Farm - Whitey Hunt                    | HH         | INNISFAIL 9P U812              | 6           | 2011              | 1085          | 1.19             | 6.23         | 3.19        | 662             | 61.0%   | 0.56      | 12.4        | 2.84        | 83.3%                  | 16.7%                        | \$0.00            | \$777.57       |
| 11 Terry E. Slusher                             | HH         | FIELDS EDGE LEGEND WEAVER      | 9           | 2011              | 1158          | 1.90             | 7.01         | 3.10        | 706             | 61.0%   | 0.53      | 11.6        | 3.26        | 33.3%                  | 11.1%                        | \$23.72           | \$775.50       |




**TriCounty Steer Carcass  
Futurity Cooperative  
53020 Hitchcock Ave.  
Lewis, IA 51544  
Ph.: 712-769-2600  
Fax: 712-769-2610**

## 2015 Sire Profit Summary - Progeny Averages

| Sire Owner or Consignor                     | Sire Breed | Sire Name or ID Number     | No. Progeny | Max of Data Year2 | Adj Final Wt. | Ave. Disp. Score | Feed to Gain | Overall ADG | Hot Carcass Wt. | Dress % | Fat Cover | Ribeye Area | Yield Grade | % Low Choice or Better | % Upper 2/3 Choice or Better | Ind. Health Trts. | SPA Calf Value |
|---|------------|----------------------------|-------------|-------------------|---------------|------------------|--------------|-------------|-----------------|---------|-----------|-------------|-------------|------------------------|------------------------------|-------------------|----------------|
| Innisfail Farm - Whitey Hunt                | HH         | INNISFAIL 774 R415 8305 ET | 6           | 2012              | 1197          | 1.69             | 6.61         | 3.02        | 748             | 62.5%   | 0.53      | 12.5        | 3.15        | 33.3%                  | 0.0%                         | \$23.80           | \$862.39       |
| Chuck Crutcher                              | HH         | CH PAYCHECK 801            | 5           | 2011              | 1122          | 1.23             | 6.31         | 2.99        | 680             | 60.6%   | 0.49      | 11.7        | 3.03        | 20.0%                  | 0.0%                         | \$10.27           | \$690.39       |
| Maple Springs Farm - Marvin Schaefer        | HH         | MSF HUMMER 9H S14          | 6           | 2011              | 1207          | 1.21             | 6.27         | 3.24        | 738             | 61.2%   | 0.63      | 11.8        | 3.52        | 83.3%                  | 0.0%                         | \$27.35           | \$728.89       |
| Stonegate Farm - Bob Neligan                | HH         | PW VICTOR BOOMER P606      | 6           | 2013              | 1113          | 1.78             | 5.80         | 3.21        | 684             | 61.4%   | 0.46      | 12.2        | 2.84        | 16.7%                  | 0.0%                         | \$14.32           | \$738.58       |
| <b>Maine Anjou Sires</b>                    |            |                            |             |                   |               |                  |              |             |                 |         |           |             |             |                        |                              |                   |                |
| Koo's Kattle Kompany                        | MAMA       | Yardley Lad Y353           | 6           | 2014              | 1284          | 1.50             | 6.30         | 3.55        | 799             | 62.2%   | 0.43      | 14.5        | 2.47        | 50.0%                  | 0.0%                         | \$28.46           | \$794.21       |
| Rick Carlson                                | MAMA       | Sports ILL. MA             | 12          | 2013              | 1211          | 1.64             | 6.32         | 3.17        | 751             | 62.0%   | 0.37      | 13.2        | 2.47        | 75.0%                  | 0.0%                         | \$27.29           | \$722.06       |
| Sunderman Shorthorns                        | MAMA       | OPPY REAL DEAL 224Z        | 5           | 2014              | 1183          | 1.60             | 7.33         | 2.74        | 732             | 61.8%   | 0.37      | 14.6        | 1.92        | 20.0%                  | 0.0%                         | \$43.39           | \$787.85       |
| Koo's Kattle Kompany                        | MAMA       | NAGE 129X                  | 6           | 2014              | 1208          | 1.53             | 6.19         | 3.31        | 745             | 61.6%   | 0.49      | 13.6        | 2.71        | 50.0%                  | 0.0%                         | \$23.68           | \$742.30       |
| Tim Loudon                                  | MAMA       | TEGM RED ADVANTAGE 100T    | 20          | 2012              | 1150          | 1.91             | 6.07         | 3.12        | 711             | 61.8%   | 0.35      | 12.9        | 2.36        | 50.0%                  | 5.0%                         | \$35.22           | \$708.83       |
| <b>Simm-Angus Sires</b>                     |            |                            |             |                   |               |                  |              |             |                 |         |           |             |             |                        |                              |                   |                |
| Highland Rim Res & Educ Center              | SMAN       | HOOKS TITUS 31T            | 6           | 2013              | 1360          | 1.06             | 6.12         | 3.98        | 848             | 62.3%   | 0.47      | 14.0        | 2.89        | 83.3%                  | 33.3%                        | \$0.00            | \$874.68       |
| Multiple Consignors                         | SMAN       | GW PREMIUM BEEF 021TS      | 10          | 2014              | 1207          | 1.29             | 6.17         | 3.69        | 754             | 62.4%   | 0.45      | 13.0        | 2.78        | 100.0%                 | 60.0%                        | \$11.80           | \$803.27       |
| Mac Hall                                    | SMAN       | SSF BLK P-DESIGN U160      | 12          | 2011              | 1330          | 2.23             | 6.00         | 3.85        | 836             | 62.8%   | 0.49      | 14.0        | 2.87        | 91.7%                  | 16.7%                        | \$2.49            | \$793.74       |
| Mize Farms - Tommy Mize                     | SMAN       | CIRCLE B ROCKET            | 12          | 2011              | 1277          | 1.88             | 6.40         | 3.67        | 792             | 62.0%   | 0.43      | 13.6        | 2.72        | 83.3%                  | 25.0%                        | \$0.00            | \$831.34       |
| Spring Hollow Farms - James B. Gregory, Jr. | SMAN       | HSF PRODUCT 624 S50        | 12          | 2011              | 1305          | 1.74             | 7.51         | 3.11        | 807             | 61.8%   | 0.46      | 13.1        | 3.00        | 75.0%                  | 0.0%                         | \$29.86           | \$919.94       |
| Spring Hollow Farms - James B. Gregory, Jr. | SMAN       | HSF PRODUCT H856 P7        | 9           | 2011              | 1283          | 1.48             | 7.51         | 3.03        | 792             | 61.7%   | 0.43      | 13.3        | 2.80        | 88.9%                  | 11.1%                        | \$28.55           | \$945.88       |
| Red Hill Farms - Bart & Sarah Jones         | SMAN       | GW BLUE MOON 763Y          | 5           | 2014              | 1275          | 1.60             | 5.95         | 4.00        | 785             | 61.6%   | 0.41      | 15.0        | 2.15        | 100.0%                 | 0.0%                         | \$7.80            | \$787.85       |
| Multiple Consignors                         | SMAN       | GLS COMBINATION R2         | 14          | 2014              | 1344          | 1.63             | 6.90         | 3.72        | 829             | 61.7%   | 0.47      | 13.9        | 2.87        | 85.7%                  | 7.1%                         | \$12.79           | \$925.95       |
| Red Hill Farms - Bart & Sarah Jones         | SMAN       | GW PREDESTINED 645W        | 17          | 2014              | 1317          | 1.61             | 6.29         | 3.96        | 807             | 61.2%   | 0.46      | 14.4        | 2.54        | 70.6%                  | 5.9%                         | \$3.73            | \$793.08       |
| Red Hill Farms - Bart & Sarah Jones         | SMAN       | GW STEP OUT 672X           | 7           | 2014              | 1347          | 1.38             | 7.08         | 3.67        | 823             | 61.2%   | 0.51      | 14.3        | 2.82        | 85.7%                  | 42.9%                        | \$9.31            | \$845.69       |
| Mize Farms - Tommy Mize                     | SMAN       | CIRCLE B DEEP BREATH       | 47          | 2011              | 1268          | 1.70             | 6.70         | 3.47        | 787             | 62.1%   | 0.41      | 13.1        | 2.73        | 80.9%                  | 10.6%                        | \$4.32            | \$839.73       |
| Voyles Farms, Inc - Norman Voyles           | SMAN       | Double Deuce               | 7           | 2013              | 1311          | 2.43             | 6.53         | 3.69        | 811             | 61.9%   | 0.50      | 13.0        | 3.11        | 100.0%                 | 42.9%                        | \$14.12           | \$797.90       |
| Highland Farms - Jason Smithers             | SMAN       | JDH STEP AHEAD             | 7           | 2012              | 1145          | 1.68             | 7.62         | 2.78        | 712             | 62.2%   | 0.44      | 11.9        | 2.98        | 85.7%                  | 14.3%                        | \$5.60            | \$735.63       |
| Oakalla Valley Partnership - Ron Alcorn     | SMAN       | KF TRIUMPH TN51            | 5           | 2011              | 1229          | 1.93             | 6.17         | 3.52        | 753             | 61.3%   | 0.43      | 12.5        | 2.93        | 100.0%                 | 20.0%                        | \$0.00            | \$798.73       |
| Ben Lindsey Farms                           | SMAN       | GIBBS 9272W HY LMN 301     | 32          | 2012              | 1264          | 2.28             | 7.24         | 3.41        | 779             | 61.6%   | 0.53      | 12.3        | 3.33        | 40.6%                  | 0.0%                         | \$5.60            | \$832.19       |
| Bart Renkoski                               | SMAN       | NICHOLS BLK N580           | 25          | 2011              | 1260          | 1.44             | 6.20         | 3.65        | 768             | 61.0%   | 0.45      | 13.1        | 2.79        | 60.0%                  | 0.0%                         | \$1.05            | \$779.74       |
| Oakalla Valley Partnership - Ron Alcorn     | SMAN       | MEADOW SPRINGS 263S        | 9           | 2011              | 1215          | 1.41             | 5.99         | 3.16        | 754             | 62.1%   | 0.38      | 14.0        | 2.25        | 33.3%                  | 0.0%                         | \$7.16            | \$782.62       |
| Mac Hall                                    | SMAN       | SSF BLACK EXCEL N592       | 18          | 2011              | 1233          | 2.20             | 6.44         | 3.15        | 756             | 61.3%   | 0.48      | 13.2        | 2.85        | 88.9%                  | 38.9%                        | \$11.04           | \$834.17       |
| Multiple Consignors                         | SMAN       | TNT DUAL FOCUS T249        | 7           | 2014              | 1312          | 1.50             | 6.67         | 3.75        | 806             | 61.5%   | 0.59      | 13.6        | 3.12        | 85.7%                  | 28.6%                        | \$5.54            | \$851.55       |
| Mize Farms - Tommy Mize                     | SMAN       | CIRCLE B ROCKET R229       | 21          | 2011              | 1229          | 2.42             | 6.63         | 3.37        | 755             | 61.4%   | 0.43      | 12.7        | 2.80        | 52.4%                  | 0.0%                         | \$3.39            | \$816.70       |
| Voyles Farms, Inc - Norman Voyles           | SMAN       | GIBBS 9189W DOUBLE DEUCE   | 11          | 2014              | 1200          | 1.87             | 6.02         | 3.39        | 741             | 61.8%   | 0.45      | 12.5        | 2.95        | 72.7%                  | 0.0%                         | \$0.00            | \$791.52       |
| Multiple Consignors                         | SMAN       | GW RED COAT 099TS          | 71          | 2014              | 1245          | 1.63             | 5.99         | 3.71        | 759             | 61.0%   | 0.42      | 13.5        | 2.54        | 57.7%                  | 4.2%                         | \$17.25           | \$758.33       |
| Spring Hollow Farms - James B. Gregory, Jr. | SMAN       | HSF PREDESTINED E553 M29   | 19          | 2011              | 1275          | 1.62             | 7.65         | 3.07        | 783             | 61.4%   | 0.46      | 13.4        | 2.74        | 73.7%                  | 5.3%                         | \$7.77            | \$937.45       |
| Tri Tower Farms - Roger & Cale Jones        | SMAN       | TC INVASION X010           | 7           | 2013              | 1220          | 1.05             | 6.71         | 3.46        | 747             | 61.2%   | 0.61      | 12.1        | 3.49        | 100.0%                 | 42.9%                        | \$0.00            | \$649.09       |
| Ricky McCommons                             | SMAN       | SSF BLK NEW DESIGN W322    | 20          | 2013              | 1216          | 1.73             | 6.16         | 3.50        | 751             | 61.7%   | 0.42      | 13.3        | 2.61        | 60.0%                  | 10.0%                        | \$8.86            | \$841.13       |
| Oakalla Valley Partnership - Ron Alcorn     | SMAN       | BELL 9227 324P             | 10          | 2011              | 1224          | 1.71             | 6.29         | 3.23        | 747             | 61.0%   | 0.39      | 12.3        | 2.77        | 70.0%                  | 10.0%                        | \$7.23            | \$801.93       |
| Oakalla Valley Partnership - Ron Alcorn     | SMAN       | RDDS ULTRA DICE 1SA        | 7           | 2011              | 1225          | 1.82             | 6.40         | 3.43        | 743             | 60.7%   | 0.55      | 12.2        | 3.33        | 100.0%                 | 14.3%                        | \$0.00            | \$780.34       |
| Voyles Farms, Inc - Norman Voyles           | SMAN       | PVF 7107 HY SURE BET       | 32          | 2014              | 1130          | 1.55             | 5.70         | 3.35        | 690             | 61.0%   | 0.43      | 12.3        | 2.73        | 84.4%                  | 9.4%                         | \$4.01            | \$706.43       |
| Mize Farms - Tommy Mize                     | SMAN       | CIRCLE B ROCKET R184       | 53          | 2011              | 1203          | 1.88             | 6.70         | 3.30        | 726             | 60.4%   | 0.43      | 12.4        | 2.79        | 62.3%                  | 5.7%                         | \$2.59            | \$808.55       |
| Mac Hall                                    | SMAN       | GIBBS 9390W HY PAX M450    | 34          | 2014              | 1228          | 2.05             | 6.57         | 3.63        | 752             | 61.2%   | 0.54      | 13.0        | 3.06        | 97.1%                  | 38.2%                        | \$21.82           | \$782.61       |
| Mac Hall                                    | SMAN       | SSF BLK PRE-DES X595       | 7           | 2014              | 1274          | 1.87             | 7.13         | 3.64        | 785             | 61.6%   | 0.73      | 12.6        | 3.86        | 100.0%                 | 42.9%                        | \$9.53            | \$786.72       |






**TriCounty Steer Carcass  
Futurity Cooperative  
53020 Hitchcock Ave.  
Lewis, IA 51544  
Ph.: 712-769-2600  
Fax: 712-769-2610**

## 2015 Sire Profit Summary - Progeny Averages

| Sire Owner or Consignor                        | Sire Breed | Sire Name or ID Number   | No. Progeny | Max of Data Year2 | Adj Final Wt. | Ave. Disp. Score | Feed to Gain | Overall ADG | Hot Carcass Wt. | Dress % | Fat Cover | Ribeye Area | Yield Grade | % Low Choice or Better | % Upper 2/3 Choice or Better | Ind. Health Trts. | SPA Calf Value |
|--|------------|--------------------------|-------------|-------------------|---------------|------------------|--------------|-------------|-----------------|---------|-----------|-------------|-------------|------------------------|------------------------------|-------------------|----------------|
| <b>Simmental Sires</b>                         |            |                          |             |                   |               |                  |              |             |                 |         |           |             |             |                        |                              |                   |                |
| Multiple Consignors                            | SMSM       | HOOK'S INFINITI 10U      | 5           | 2014              | 1395          | 1.87             | 6.24         | 4.01        | 879             | 63.0%   | 0.41      | 14.8        | 2.56        | 40.0%                  | 0.0%                         | \$0.00            | \$902.60       |
| Gary & Jeremy Walter                           | SMSM       | WAL ZEPPELIN R5Z         | 5           | 2014              | 1328          | 1.20             | 6.27         | 3.63        | 836             | 63.0%   | 0.46      | 14.7        | 2.57        | 80.0%                  | 0.0%                         | \$6.16            | \$738.67       |
| Maple Tree Simmentals                          | SMSM       | PMS DESTINY T73N         | 5           | 2011              | 1232          | 1.97             | 6.08         | 3.44        | 754             | 61.2%   | 0.35      | 13.4        | 2.35        | 60.0%                  | 0.0%                         | \$3.38            | \$813.33       |
| William R. Thomson & Family                    | SMSM       | TNT EVER READY R232      | 5           | 2014              | 1335          | 1.82             | 7.00         | 3.30        | 821             | 61.5%   | 0.37      | 14.5        | 2.39        | 80.0%                  | 20.0%                        | \$0.00            | \$764.90       |
| Shilo Land & Cattle - Darrell & Anita Franson  | SMSM       | HOOKS MAJESTIC 31M       | 30          | 2014              | 1320          | 1.89             | 6.00         | 3.74        | 815             | 61.7%   | 0.44      | 13.3        | 2.90        | 83.3%                  | 13.3%                        | \$5.69            | \$801.93       |
| Tennessee Tech Univ - Jim Ligon                | SMSM       | TTU BLACK CORNERSTONE    | 22          | 2011              | 1344          | 1.76             | 5.95         | 3.66        | 820             | 61.0%   | 0.39      | 14.6        | 2.29        | 63.6%                  | 0.0%                         | \$17.92           | \$823.56       |
| Multiple Consignors                            | SMSM       | NICHOLS MANIFEST T79     | 6           | 2013              | 1435          | 1.44             | 6.94         | 3.87        | 857             | 59.8%   | 0.42      | 13.4        | 3.01        | 83.3%                  | 33.3%                        | \$7.16            | \$901.50       |
| Gary & Jeremy Walter                           | SMSM       | JUNCKS G5X               | 9           | 2012              | 1300          | 1.87             | 6.77         | 3.42        | 811             | 62.4%   | 0.48      | 13.2        | 3.01        | 77.8%                  | 22.2%                        | \$3.84            | \$843.14       |
| Multiple Consignors                            | SMSM       | MMF BO R1                | 22          | 2011              | 1330          | 1.80             | 6.07         | 3.94        | 825             | 62.0%   | 0.41      | 14.2        | 2.57        | 59.1%                  | 0.0%                         | \$14.47           | \$819.09       |
| Todd Dunphy                                    | SMSM       | NICHOLS DICE U730        | 5           | 2012              | 1099          | 1.63             | 5.41         | 2.62        | 683             | 62.1%   | 0.36      | 13.1        | 2.24        | 40.0%                  | 0.0%                         | \$0.00            | \$766.39       |
| Multiple Consignors                            | SMSM       | 3C MACHO M450 BZ         | 7           | 2011              | 1257          | 1.39             | 6.88         | 3.40        | 779             | 62.1%   | 0.37      | 12.9        | 2.63        | 57.1%                  | 0.0%                         | \$1.79            | \$826.32       |
| Maple Tree Simmentals                          | SMSM       | W CHILIPEPPER            | 5           | 2011              | 1204          | 1.82             | 6.18         | 3.23        | 733             | 60.9%   | 0.39      | 13.3        | 2.31        | 100.0%                 | 0.0%                         | \$0.00            | \$802.90       |
| Multiple Consignors                            | SMSM       | Nichols Legacy G151      | 117         | 2011              | 1253          | 1.63             | 6.67         | 3.48        | 772             | 61.6%   | 0.41      | 13.4        | 2.59        | 72.6%                  | 12.8%                        | \$5.46            | \$804.39       |
| Pigeon Mtn. Simmental - John Howard            | SMSM       | MR LLL BASIE             | 7           | 2011              | 1316          | 1.64             | 5.95         | 3.48        | 814             | 61.8%   | 0.33      | 15.1        | 1.98        | 42.9%                  | 0.0%                         | \$4.04            | \$788.85       |
| Shaw Farm - Shaw Abney                         | SMSM       | PMS PISTOL PETE 155P     | 27          | 2011              | 1254          | 1.50             | 6.59         | 3.40        | 781             | 62.3%   | 0.41      | 13.5        | 2.59        | 51.9%                  | 3.7%                         | \$7.41            | \$820.51       |
| Eddie Bradley                                  | SMSM       | CIRLET ANTOINETTES STAR  | 19          | 2011              | 1332          | 1.54             | 6.62         | 3.58        | 828             | 62.2%   | 0.53      | 13.5        | 3.14        | 94.7%                  | 21.1%                        | \$6.38            | \$805.69       |
| Keuper Farms LLC                               | SMSM       | LSF SHEAR FORCE 05U 2Y   | 8           | 2014              | 1320          | 2.23             | 6.31         | 3.70        | 823             | 62.3%   | 0.54      | 13.8        | 3.07        | 75.0%                  | 0.0%                         | \$14.97           | \$800.67       |
| Shiloh Land & Cattle - Darrell & Anita Franson | SMSM       | RCR STETSON T17          | 9           | 2014              | 1343          | 1.71             | 6.46         | 3.59        | 829             | 61.7%   | 0.49      | 13.3        | 3.04        | 66.7%                  | 33.3%                        | \$3.82            | \$866.90       |
| JanBil Farms - Bill Nutt                       | SMSM       | DFW REAL THING N20       | 10          | 2011              | 1086          | 2.43             | 6.44         | 3.18        | 675             | 62.2%   | 0.43      | 12.0        | 2.77        | 100.0%                 | 50.0%                        | \$1.38            | \$653.51       |
| Red Hill Farms - Bart & Sarah Jones            | SMSM       | GW LUCKY CHARM 665K      | 5           | 2011              | 1281          | 1.70             | 5.94         | 3.67        | 801             | 62.4%   | 0.35      | 13.6        | 2.43        | 80.0%                  | 0.0%                         | \$34.07           | \$783.83       |
| Tennessee Tech Univ - Jim Ligon                | SMSM       | HPF POWERFECTION S001    | 6           | 2011              | 1253          | 2.15             | 5.74         | 3.45        | 773             | 61.6%   | 0.32      | 14.1        | 2.13        | 50.0%                  | 0.0%                         | \$13.98           | \$774.22       |
| Multiple Consignors                            | SMSM       | COTT-GFI P348H           | 53          | 2011              | 1203          | 1.93             | 6.45         | 3.60        | 742             | 61.7%   | 0.41      | 12.9        | 2.61        | 52.8%                  | 0.0%                         | \$0.99            | \$794.90       |
| Alan Armstrong                                 | SMSM       | WS LUCKY TWIN W6         | 15          | 2012              | 1204          | 1.96             | 5.49         | 3.68        | 741             | 61.6%   | 0.42      | 13.6        | 2.42        | 33.3%                  | 13.3%                        | \$22.84           | \$789.14       |
| Pigeon Mtn. Simmental - John Howard            | SMSM       | ANDJ BLACK GOLD T340     | 19          | 2012              | 1294          | 1.71             | 6.04         | 3.47        | 802             | 62.0%   | 0.36      | 14.3        | 2.33        | 26.3%                  | 0.0%                         | \$25.43           | \$839.41       |
| Eddie Bradley                                  | SMSM       | TNT TWISTER J6           | 6           | 2011              | 1232          | 1.83             | 6.38         | 3.35        | 778             | 63.2%   | 0.53      | 13.0        | 3.10        | 66.7%                  | 0.0%                         | \$7.95            | \$814.95       |
| Deer Creek Farm - Mark & Wallace Campbell      | SMSM       | GW LUCKY MAN 644N        | 11          | 2014              | 1227          | 1.46             | 6.90         | 3.48        | 750             | 61.1%   | 0.48      | 13.0        | 2.87        | 63.6%                  | 9.1%                         | \$8.41            | \$832.44       |
| Corn Cattle Farm - Todd Corn                   | SMSM       | STF BULL UR64            | 25          | 2011              | 1297          | 1.96             | 5.78         | 3.82        | 787             | 60.7%   | 0.44      | 13.4        | 2.78        | 92.0%                  | 16.0%                        | \$15.08           | \$791.28       |
| Multiple Consignors                            | SMSM       | DIKEMANS SURE BET        | 36          | 2014              | 1234          | 1.69             | 6.35         | 3.44        | 757             | 61.4%   | 0.43      | 13.5        | 2.59        | 75.0%                  | 30.6%                        | \$13.28           | \$782.49       |
| Smalley Cattle Co - Robert Smalley             | SMSM       | PMS LUCKY CHARM 237R     | 31          | 2011              | 1291          | 1.83             | 6.31         | 3.35        | 794             | 61.5%   | 0.38      | 13.9        | 2.43        | 58.1%                  | 3.2%                         | \$10.42           | \$840.97       |
| Tennessee Tech Univ - Jim Ligon                | SMSM       | SUNNY VALLEY SARGENT 24S | 9           | 2011              | 1217          | 1.96             | 6.14         | 2.99        | 744             | 61.1%   | 0.25      | 15.0        | 1.50        | 11.1%                  | 0.0%                         | \$12.37           | \$803.32       |
| Smalley Cattle Co - Robert Smalley             | SMSM       | PMS BLACKTOP 616Y        | 13          | 2014              | 1293          | 1.97             | 7.08         | 3.44        | 795             | 61.5%   | 0.41      | 13.7        | 2.60        | 30.8%                  | 0.0%                         | \$43.91           | \$853.97       |
| Dale Taylor                                    | SMSM       | LLS BLACKREVOLUTION 321U | 11          | 2013              | 1302          | 1.33             | 6.43         | 3.51        | 787             | 60.3%   | 0.39      | 13.1        | 2.71        | 45.5%                  | 0.0%                         | \$16.05           | \$822.82       |
| Deer Creek Farm - Mark & Wallace Campbell      | SMSM       | DEER CREEK TABASCO       | 17          | 2011              | 1174          | 1.74             | 6.35         | 3.39        | 714             | 60.8%   | 0.33      | 13.1        | 2.24        | 41.2%                  | 0.0%                         | \$23.57           | \$764.86       |
| Smalley Cattle Co - Robert Smalley             | SMSM       | SFI MAXIMUM LOAD T3R     | 13          | 2012              | 1205          | 1.71             | 8.22         | 2.86        | 741             | 61.6%   | 0.38      | 13.2        | 2.51        | 30.8%                  | 0.0%                         | \$13.39           | \$866.06       |
| Pigeon Mtn. Simmental - John Howard            | SMSM       | ANDJ GLAMOURS DREAM      | 16          | 2011              | 1192          | 1.65             | 6.32         | 3.05        | 722             | 60.4%   | 0.36      | 13.5        | 2.27        | 68.8%                  | 6.3%                         | \$1.85            | \$773.95       |
| Smith Farm - David L. Smith                    | SMSM       | WHW 544T                 | 16          | 2011              | 1240          | 1.59             | 6.93         | 3.30        | 778             | 62.7%   | 0.50      | 12.5        | 3.12        | 50.0%                  | 6.3%                         | \$4.45            | \$890.82       |
| Craig Hays                                     | SMSM       | HAYS SHEAR FORCE 539U    | 7           | 2012              | 1263          | 1.40             | 5.92         | 3.66        | 774             | 61.3%   | 0.46      | 13.8        | 2.69        | 85.7%                  | 28.6%                        | \$11.36           | \$829.51       |
| McDonald Farms - William McDonald              | SMSM       | MF BIK JOKER 50S         | 5           | 2011              | 1117          | 1.47             | 6.16         | 3.30        | 675             | 60.3%   | 0.36      | 12.3        | 2.51        | 60.0%                  | 0.0%                         | \$41.68           | \$737.18       |
| Oak Ridge Ranch, LLC                           | SMSM       | GIBBS 8205U SM DEW M456  | 22          | 2014              | 1187          | 1.56             | 6.29         | 3.45        | 726             | 61.2%   | 0.42      | 12.6        | 2.75        | 77.3%                  | 13.6%                        | \$37.20           | \$766.63       |
| Pigeon Mtn. Simmental - John Howard            | SMSM       | PMS STOCKADE 119N        | 39          | 2011              | 1095          | 2.14             | 6.89         | 2.90        | 673             | 61.4%   | 0.39      | 12.3        | 2.53        | 35.9%                  | 2.6%                         | \$3.98            | \$740.58       |
| John Taylor                                    | SMSM       | CLAUDES DOUBLE NICKEL    | 6           | 2013              | 1145          | 2.04             | 6.08         | 3.27        | 711             | 61.9%   | 0.46      | 11.9        | 2.94        | 50.0%                  | 0.0%                         | \$0.00            | \$748.76       |
| JanBil Farms - Bill Nutt                       | SMSM       | Big Sky                  | 19          | 2011              | 1128          | 1.43             | 6.09         | 3.33        | 680             | 60.2%   | 0.45      | 11.8        | 2.95        | 78.9%                  | 26.3%                        | \$3.41            | \$683.73       |
| Red Hill Farms - Bart & Sarah Jones            | SMSM       | RED HILL 686K ONE 94T    | 6           | 2011              | 1216          | 1.85             | 4.85         | 3.64        | 742             | 60.9%   | 0.40      | 15.1        | 1.96        | 100.0%                 | 16.7%                        | \$32.05           | \$659.59       |
| 13 Voyles Farms, Inc - Norman Voyles           | SMSM       | WS GRANITE N322          | 13          | 2014              | 1144          | 1.89             | 5.67         | 3.38        | 696             | 60.9%   | 0.45      | 12.6        | 2.65        | 38.5%                  | 7.7%                         | \$4.71            | \$709.48       |





**TriCounty Steer Carcass  
 Futurity Cooperative**  
**53020 Hitchcock Ave.**  
**Lewis, IA 51544**  
**Ph.: 712-769-2600**  
**Fax: 712-769-2610**

## 2015 Sire Profit Summary - Progeny Averages

| Sire Owner or Consignor                  | Sire Breed | Sire Name or ID Number     | No. Progeny | Max of Data Year2 | Adj Final Wt. | Ave. Disp. Score | Feed to Gain | Overall ADG | Hot Carcass Wt. | Dress % | Fat Cover | Ribeye Area | Yield Grade | % Low Choice or Better | % Upper 2/3 Choice or Better | Ind. Health Trts. | SPA Calf Value |
|--|------------|----------------------------|-------------|-------------------|---------------|------------------|--------------|-------------|-----------------|---------|-----------|-------------|-------------|------------------------|------------------------------|-------------------|----------------|
| <b>Shorthorn Sires</b>                   |            |                            |             |                   |               |                  |              |             |                 |         |           |             |             |                        |                              |                   |                |
| Waukaru Polled Shorthorns                | SPSP       | WAUKARU ORION 2047 ET      | 6           | 2014              | 1394          | 1.28             | 6.85         | 3.82        | 853             | 61.1%   | 0.47      | 13.5        | 2.98        | 50.0%                  | 0.0%                         | \$26.94           | \$896.78       |
| Waukaru Polled Shorthorns                | SPSP       | WAUKARU TOP SHELF 8165 ET  | 5           | 2014              | 1297          | 1.90             | 6.47         | 3.69        | 797             | 61.4%   | 0.38      | 12.7        | 2.87        | 80.0%                  | 0.0%                         | \$4.20            | \$787.85       |
| Neil & Ann Crisp                         | SPSP       | HOMEDALE WHITE ROCKER5553  | 16          | 2011              | 1341          | 1.79             | 7.02         | 3.92        | 823             | 61.3%   | 0.52      | 12.9        | 3.30        | 81.3%                  | 37.5%                        | \$0.00            | \$917.09       |
| Waukaru Polled Shorthorns                | SPSP       | WAUKARU COPPERTOP 464      | 19          | 2014              | 1264          | 1.81             | 6.73         | 3.42        | 791             | 62.6%   | 0.39      | 13.0        | 2.81        | 31.6%                  | 5.3%                         | \$1.26            | \$762.31       |
| Galbreath Farms                          | SPSP       | D PRINCE 84U               | 7           | 2011              | 1213          | 1.64             | 6.14         | 3.68        | 742             | 61.2%   | 0.37      | 12.7        | 2.69        | 85.7%                  | 0.0%                         | \$1.00            | \$680.81       |
| Phillip Bowman                           | SPSP       | JSF TOP HAND 34R           | 12          | 2011              | 1203          | 1.28             | 6.97         | 3.07        | 753             | 62.6%   | 0.39      | 13.2        | 2.58        | 83.3%                  | 8.3%                         | \$0.21            | \$729.20       |
| Jim Sneed                                | SPSP       | MM MOHAWK BLT 07           | 14          | 2011              | 1216          | 1.70             | 6.04         | 3.67        | 753             | 62.0%   | 0.43      | 12.6        | 2.87        | 64.3%                  | 0.0%                         | \$5.11            | \$705.72       |
| Peak View Ranch                          | SPSP       | LEVELDALE RESOLVE 117Y ET  | 33          | 2014              | 1157          | 1.39             | 5.96         | 3.27        | 709             | 61.3%   | 0.48      | 12.4        | 2.92        | 39.4%                  | 3.0%                         | \$6.05            | \$634.35       |
| David Luett                              | SPSP       | STUDERS REDBULL 11S        | 14          | 2011              | 1224          | 1.70             | 6.15         | 3.35        | 757             | 61.8%   | 0.35      | 13.9        | 2.19        | 14.3%                  | 0.0%                         | \$3.06            | \$832.23       |
| Bowman Superior Genetics                 | SPSP       | JAKE'S TABASCO 207T        | 6           | 2012              | 1168          | 1.76             | 5.84         | 3.52        | 715             | 61.3%   | 0.43      | 12.5        | 2.72        | 83.3%                  | 0.0%                         | \$4.45            | \$680.21       |
| Millvale Shorthorns                      | SPSP       | MILLVALE EAGLE 5176        | 5           | 2013              | 1218          | 1.16             | 5.77         | 3.80        | 758             | 62.2%   | 0.29      | 13.8        | 2.18        | 20.0%                  | 0.0%                         | \$6.55            | \$757.45       |
| Phillip Bowman                           | SPSP       | SBR RIDER 12M              | 10          | 2011              | 1222          | 1.32             | 6.65         | 3.22        | 757             | 62.0%   | 0.41      | 13.1        | 2.68        | 70.0%                  | 30.0%                        | \$12.97           | \$737.33       |
| Jim Sneed                                | SPSP       | WAUKARU VANN 5031          | 13          | 2011              | 1185          | 2.04             | 5.86         | 3.46        | 731             | 61.7%   | 0.34      | 12.8        | 2.40        | 69.2%                  | 0.0%                         | \$2.01            | \$705.01       |
| Phillip Bowman                           | SPSP       | ALTA CEDAR LAD 13N         | 12          | 2014              | 1192          | 1.44             | 6.78         | 3.13        | 746             | 62.6%   | 0.45      | 12.4        | 2.96        | 75.0%                  | 8.3%                         | \$5.81            | \$755.71       |
| Peak View Ranch                          | SPSP       | BYLAND EAGLE'S NEST 1GE53  | 23          | 2014              | 1153          | 1.69             | 6.02         | 3.18        | 708             | 61.4%   | 0.46      | 12.4        | 2.84        | 26.1%                  | 0.0%                         | \$5.04            | \$658.13       |
| Peak View Ranch                          | SPSP       | PEAK VIEW MOET PIM 6001 ET | 5           | 2011              | 1186          | 1.48             | 5.87         | 3.84        | 718             | 60.5%   | 0.34      | 12.4        | 2.50        | 40.0%                  | 0.0%                         | \$0.00            | \$694.27       |
| Peak View Ranch                          | SHSH       | JSF GOLD EXCHANGE 89Y      | 11          | 2014              | 1080          | 1.42             | 5.97         | 2.81        | 687             | 62.0%   | 0.47      | 12.4        | 2.73        | 40.0%                  | 10.0%                        | \$2.71            | \$660.59       |
| Multiple Consignors                      | SPSP       | ABERTEES VICTOR            | 23          | 2011              | 1215          | 1.35             | 6.61         | 3.03        | 743             | 61.1%   | 0.38      | 12.6        | 2.66        | 34.8%                  | 0.0%                         | \$16.11           | \$797.30       |
| Galbreath Farms                          | SPSP       | JSF NAVIGATOR T2 X ET      | 17          | 2014              | 1204          | 1.97             | 6.07         | 3.40        | 744             | 61.8%   | 0.36      | 13.8        | 2.22        | 29.4%                  | 0.0%                         | \$9.25            | \$703.94       |
| Dale Muck                                | SPSP       | WERNACRES OFF ROAD         | 13          | 2011              | 1175          | 1.36             | 5.85         | 3.43        | 721             | 61.1%   | 0.39      | 12.1        | 2.70        | 15.4%                  | 0.0%                         | \$2.13            | \$692.97       |
| Multiple Consignors                      | SPSP       | WAUKARU GOLD MINE 2109     | 8           | 2011              | 1215          | 1.98             | 6.91         | 3.17        | 746             | 61.3%   | 0.41      | 12.7        | 2.73        | 37.5%                  | 0.0%                         | \$1.78            | \$731.37       |
| Phillip Bowman                           | SPSP       | SASKVALLEY STAMPEDE 128S   | 8           | 2014              | 1189          | 1.38             | 6.61         | 3.19        | 723             | 60.8%   | 0.46      | 12.6        | 2.81        | 87.5%                  | 50.0%                        | \$12.39           | \$737.33       |
| Phillip Bowman                           | SPSP       | NPS GOVERNOR ET            | 11          | 2011              | 1158          | 1.48             | 6.90         | 3.00        | 714             | 61.6%   | 0.43      | 11.7        | 3.02        | 81.8%                  | 9.1%                         | \$3.89            | \$676.17       |
| Phillip Bowman                           | SPSP       | SASKVALLEY TASK FORCE 105T | 8           | 2014              | 1189          | 1.65             | 6.73         | 3.25        | 729             | 61.4%   | 0.51      | 12.0        | 3.14        | 87.5%                  | 25.0%                        | \$32.63           | \$745.16       |
| Peak View Ranch                          | SPSP       | LEVELDALE RAWHIDE 093X     | 5           | 2014              | 1050          | 1.56             | 5.61         | 3.00        | 640             | 61.0%   | 0.41      | 11.9        | 2.57        | 40.0%                  | 0.0%                         | \$5.51            | \$592.34       |
| Waukaru Polled Shorthorns                | SPSP       | WAUKARU RAMBO 6003         | 5           | 2011              | 1176          | 2.13             | 6.27         | 3.38        | 733             | 62.3%   | 0.41      | 12.8        | 2.59        | 0.0%                   | 0.0%                         | \$3.74            | \$670.27       |
| Peak View Ranch                          | SPSP       | PEAK VIEW COSMO 12611      | 17          | 2014              | 1071          | 1.32             | 6.38         | 2.68        | 674             | 61.7%   | 0.52      | 12.1        | 2.97        | 49.0%                  | 0.0%                         | \$12.69           | \$676.63       |
| Dale Muck                                | SPSP       | CF PHOENIX X ET            | 8           | 2011              | 1140          | 1.71             | 7.34         | 3.05        | 690             | 60.4%   | 0.37      | 11.8        | 2.66        | 25.0%                  | 12.5%                        | \$10.01           | \$776.54       |
| Cole Niermeyer                           | SPSP       | BSF IRON SPEAR             | 9           | 2011              | 1066          | 2.02             | 6.90         | 2.82        | 659             | 61.9%   | 0.26      | 12.4        | 2.01        | 22.2%                  | 0.0%                         | \$17.65           | \$740.40       |
| JT Moreland Farms, LLC                   | SPSP       | A&T RENEGADE 124           | 5           | 2014              | 1075          | 1.35             | 7.08         | 2.81        | 660             | 61.4%   | 0.54      | 11.5        | 3.14        | 100.0%                 | 0.0%                         | \$2.82            | \$728.24       |
| <b>Other Breed and Breed Cross Sires</b> |            |                            |             |                   |               |                  |              |             |                 |         |           |             |             |                        |                              |                   |                |
| Carl Buckler - Buckler Farm              | BDBD       | GREENHILL U BETCHA 13U     | 7           | 2011              | 1233          | 1.76             | 6.24         | 3.35        | 780             | 63.3%   | 0.31      | 14.1        | 2.17        | 42.9%                  | 0.0%                         | \$13.38           | \$846.33       |
| Carl Buckler - Buckler Farm              | LMLM       | HBFL BILLY AKBAR 12R       | 7           | 2011              | 1236          | 1.44             | 6.55         | 3.36        | 767             | 62.1%   | 0.35      | 12.8        | 2.60        | 14.3%                  | 0.0%                         | \$14.96           | \$872.41       |
| Mar-I-War/Gregory Feedlots               | CAAN       | BCSN ABOUT TIME            | 7           | 2013              | 1262          | 1.29             | 7.27         | 3.27        | 769             | 60.9%   | 0.41      | 12.9        | 2.86        | 28.6%                  | 0.0%                         | \$4.79            | \$984.71       |